

***Statements of Community  
District Needs  
and  
Community Board  
Budget Requests***

Fiscal Year  
2022



Published by:  
**NYC**  
PLANNING  
February 2021

**Bronx  
Community District  
6**

## INTRODUCTION

The annual Statements of Community District Needs (CD Needs Statements) and Community Board Budget Requests (Budget Requests) are Charter mandates that form an integral part of the City's budget process. Together, they are intended to support communities in their ongoing consultations with city agencies, elected officials and other key stakeholders and influence more informed decision making on a broad range of local planning and budget priorities. This report also provides a valuable public resource for neighborhood planning and research purposes, and may be used by a variety of audiences seeking information about New York City's diverse communities.

## HOW TO USE THIS REPORT

This report represents the Statement of Community District Needs and Community Board Budget Requests for Fiscal Year (FY) 2022. This report contains the formatted but otherwise unedited content provided by the community board, collected through an online form available to community boards from August to November, 2020.

Community boards may provide substantive supplemental information together with their Statements and Budget Requests. This supporting material can be accessed by clicking on the links provided in the document or by copying and pasting them into a web browser, such as Chrome, Safari or Firefox.

If you have questions about this report or suggestions for changes please contact:

[CDNEEDS\\_DL@planning.nyc.gov](mailto:CDNEEDS_DL@planning.nyc.gov)

This report is broadly structured as follows:

### 1. Overarching Community District Needs

Sections 1 – 4 provide an overview of the community district and the top three pressing issues affecting this district overall as identified by the community board. Any narrative provided by the board supporting their selection of their top three pressing issues is included.

### 2. Policy Area-Specific District Needs

Section 5 is organized by seven distinct policy areas aligned with the service and program areas of city agencies. For each policy area, community boards selected the most important issue for their districts and could provide a supporting narrative. The policy area section also includes any agency-specific needs and a list of relevant budget requests submitted by the community board. If the community board submitted additional information outside of a specific policy area, it may be found in Section 6.

### 3. Community Board Budget Requests

The final section includes the two types of budget requests submitted to the City for the FY22 budget cycle; one list for capital and another for expense budget requests. For each budget request, community boards were able to provide a priority number, explanation, location, and supporters. OMB remains the definitive source on budget requests submitted to city agencies.

## Disclaimer

This report represents the Statements of Community District Needs and Community Board Budget Requests of this Community District for Fiscal Year 2022. This report contains the formatted but otherwise unedited content provided by the community board.

*Budget Requests:* Listed for informational purposes only. OMB remains the definitive source on budget requests and budget request responses.

*Budget Priorities:* Priority numbers apply to expense and capital Budget requests from all policy areas. A complete list of expense and capital budget requests by this Board sorted by priority can be found in Section 7 of this document.

*Supporting Materials:* Some community boards provided substantive supplemental information. This supportive material can be accessed by clicking on the links provided in the document or by copying and pasting the links provided in the Appendix into a browser.

# TABLE OF CONTENTS

Introduction

1. Community Board Information

2. Community District Profile and Land Use Map

3. Overview of Community District

4. Top Three Pressing Issues Overall

5. Summary of Community District Needs and Budget Requests

Health Care and Human Services

Youth, Education and Child Welfare

Public Safety and Emergency Services

Core Infrastructure, City Services and Resiliency

Housing, Economic Development and Land Use

Transportation

Parks, Cultural and Other Community Facilities

6. Other Budget Requests

7. Summary of Prioritized Budget Requests

# 1. COMMUNITY BOARD INFORMATION

## Bronx Community Board 6

---

Address: 1932 Arthur Avenue, 403-A

Phone: (718) 579-6990

Email:

Website: [www.bronxcb6.org](http://www.bronxcb6.org)

Chair: Evonne Capers





District Manager: John Sanchez


---

## 2. COMMUNITY DISTRICT PROFILE AND LAND USE MAP

For the most up-to-date information about your Community District's built environment, socioeconomic, and demographic conditions, please visit NYC Department of City Planning's Community District Profiles tool at [communityprofiles.planning.nyc.gov](https://communityprofiles.planning.nyc.gov).

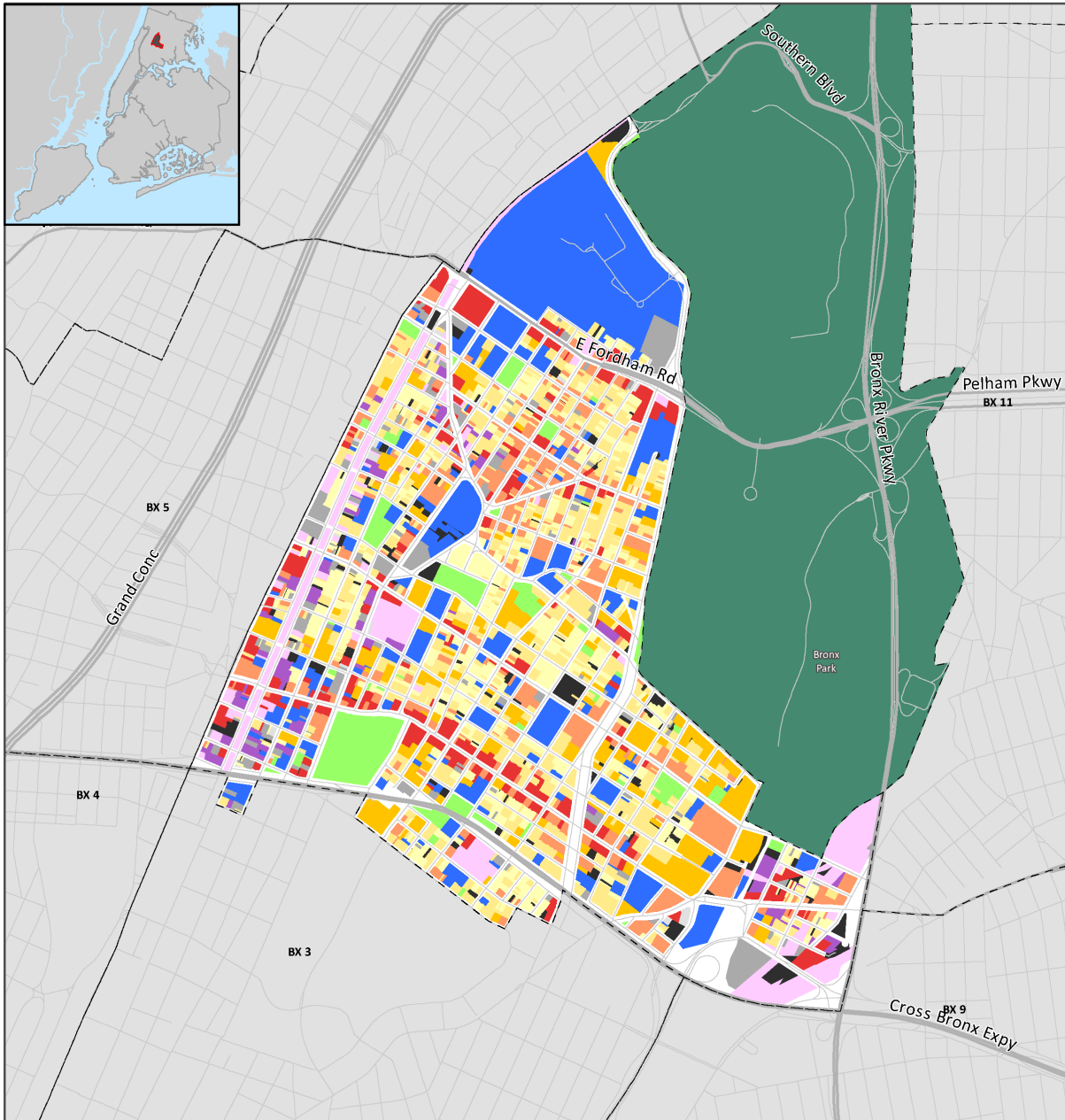
# Bronx Community District 6 - Land Use

- |  |  |   |
|--|--|---|
|  One & Two Family Buildings             |  Commercial/Office Buildings      |  Open Space            |
|  MultiFamily Walkup Buildings           |  Industrial/Manufacturing         |  Parking Facilities    |
|  MultiFamily Elevator Buildings         |  Transportation/Utility           |  Vacant Land           |
|  Mixed Commercial/Residential Buildings |  Public Facilities & Institutions |  All Others or No Data |

 Community Districts



Source: MapPLUTO™ 20v7  
 BYTES of the Big Apple  
 Created January 2021



### 3. OVERVIEW OF COMMUNITY DISTRICT

Bronx Community District #6 covers 1.5 square miles in the central Bronx, serving the communities of Belmont, Bathgate, Tremont, and West Farms. According to the 2018 American Community Survey, our population was 175,456. Bronx CB 6 is primarily populated by low-income residents; with an increasing unemployment rate of 23.9%, pre COVID-19, and has the second-highest percentage of its population under the age of 18 at 28.4%. 60% of residents receive some form of income assistance with 3034% of residents living under the NYCgov poverty threshold. As of 2019, the median income is about \$29,601 per year.

At present, major development is slated for Community Board 6 with nearly 3,000 new housing units and at least 72,000 square feet of commercial/retail space in the next 5-10 years. Our district wants an innovative approach to house low-income families, and upzoning and Accessory Dwelling Units (ADUs) would benefit both renters and homeowners. In addition, the growing population requires the construction of more schools to ease overcrowding as well as additional daycare facilities.

CB 6 has the East Tremont commercial corridor which has several small businesses, but also several vacant commercial spaces. This corridor has great potential, but the small businesses need assistance in getting organized to fulfill it. Developing this corridor would help create more jobs that pay living wages. In 2011, parts of East Tremont Avenue were rezoned. Since 2011, only one building owner has taken advantage of the rezoning.



## 4. TOP THREE PRESSING ISSUES OVERALL

### Bronx Community Board 6

---

The three most pressing issues facing this Community Board are:

#### **Affordable housing**

**AFFORDABLE HOUSING:** Bronx Community District 6 has an approximate rent burden of 50.7%, one of the highest of all districts. In addition, data from the Association for Neighborhood & Housing Development indicates there is ongoing displacement in District 6. From 2017-19, there was a 24.5% change in the average price per square foot in residential sales and 4.8 residential evictions per 1000 residents in 2019; Bronx CB6 had one of the top ten highest rates for both categories compared to other districts. Coupled with an estimated unemployment rate of 30%, there is a desperate need for housing relief and more affordable housing.

#### **Economic development and recovery**

**ECONOMIC DEVELOPMENT AND RECOVERY:** The COVID-19 pandemic has resulted in an approximate 30% unemployment rate as of June in Bronx Community District 6 as estimated by the New York Times. With only 19% of Bronx CD6 residents obtaining a college degree, it is crucial to provide various economic opportunities that do not require college degrees to support employment in sectors such as the tech industry.

#### **Schools**

**SCHOOLS:** The COVID-19 pandemic has had a huge impact on the already struggling schools in CD6. As of September 18, approximately 50% of students in the district have opted for remote learning. However, according to the Citizens' Committee for Children in New York, 3120 children (approximately 13%) do not have internet access at home, with about 27.3% of all CB6 residents lacking home wifi access, one of the highest of all community districts. Considering the existing underperformance of CB6 schools, it is essential that children within the district are given all the tools necessary to succeed as schools adjust to new modes of learning. In addition, an increase in high-quality charter schools and greater school choice is needed.

---

## 5. SUMMARY OF COMMUNITY DISTRICT NEEDS AND BUDGET REQUESTS

### HEALTH CARE AND HUMAN SERVICES

#### Bronx Community Board 6

##### Most Important Issue Related to Health Care and Human Services

###### **Other**

Pandemic relief: Pandemic relief is vital to Bronx Community Board 6's COVID-19 recovery and is the most imminent health issue the district faces. High mortality rates in Bronx CB6 can be attributed to the existing health conditions of residents in the district. Residents in Bronx CB6 have one of the highest rates of asthma in the city with 464 asthma-related emergency department visits per 10,000 children. Bronx CB6 residents additionally are twice as likely to have Diabetes than other New York City residents, with 22% diabetes rates amongst adults. With these conditions, the COVID-19 pandemic has severely impacted Bronx CB6, evident by the death rate of 203.49 per 100,000. People with these existing health conditions are likely more susceptible to severe COVID-19 symptoms and lasting-effect, according to the CDC. In June 2020, 51% of adults living in zip code 10457 had been infected by COVID-19. In October 2020, there is still a 12% infection rate that has been rising.

##### Community District Needs Related to Health Care and Human Services

###### **Needs for Health Care and Facilities**

Health issues are of great concern to Community Board 6, as the Coronavirus ravaged the Bronx, making it the borough with the most cases, totaling 56,000 cases; 12,664 hospitalizations; and 4,000 deaths to date borough-wide. It is imperative that we prepare our health care facilities to avoid their collapse, given the steady rise of cases, and the array of underlying conditions residents in our district suffer from.

According to the Community Health Profiles 2018 report, there were 464 child asthma hospitalizations; 36% of adults in our district are obese; 32% of residents suffer from hypertension; 22% suffer from diabetes; and there were 1,160 psychiatric hospitalizations in our district- all of the stats mentioned were above the Bronx and the City's average. Lastly, these statistics are exacerbated by Bronx Community Board 6 ranking last in supermarket square footage per 100 people.

###### **Needs for Older NYs**

Seniors are in need of more education on safety as well as recreation activities. There are few senior centers for older new yorkers in the district as well as places for them to access resources.

###### **Needs for Homeless**

Community Board 6 houses 24 shelter facilities and multiple organizations that provide services for the homeless population (i.e. people with substance abuse, rehabilitation services, formerly incarcerated, etc.). The board has had more than its fair share of shelters and does not wish to have additional facilities. We advocate for more permanent housing and rent assistance rather than shelters.

###### **Needs for Low Income NYs**

Many residents within Bronx Community District #6 are low-income and vulnerable New Yorkers. Bronx Community District #6 is among the poorest community districts in New York City. As of 2019, the median income for Bronx Community District 6 was \$29,601 and 37.7% of Bronx Community District 6 residents live below the New York City poverty threshold (ACS 2018). The low-income population of District 6 is in need of programs that will keep their families fed, housed, and during this lock-down, vulnerable populations such as women and children, safe from violence.

## Capital Requests Related to Health Care and Human Services

The Community Board did not submit any Budget Requests in this category.

## Expense Requests Related to Health Care and Human Services

Priority	Agency	Request	Explanation	Location
10/25	DHS	<b>Expand homelessness prevention programs</b>	<i>Such as rental assistance and any human service help to protect vulnerable tenants.</i>	
12/25	DOHMH	<b>Create or promote programs to de-stigmatize mental health needs and encourage treatment</b>	<i>In 2018, there were 1,160 psychiatric hospitalizations per 100,000. COVID19 impacted everyone's lives, but especially those exposed to stressors such as not having insurance, low-income people, homeless individuals and families, and disabled folks. We need fully funded and resourceful programs that focus on preventive services, and early care.</i>	
13/25	DHS	<b>Provide rental assistance/vouchers for permanent housing</b>	<i>With more than 26 homeless shelters, more vouchers are needed for residents to have permanent housing</i>	
14/25	HRA	<b>Expand, or enhance Emergency Food Assistance Program (EFAP)</b>	<i>COVID19 precluded the hard-working families in our district from working, unless they were essential workers. According to Robin Hood Foundation's 2019 Poverty Tracker report, 49% of their CB6's sample size, experienced food hardship; and according to the Human Resource Administration, SNAP Population report in 2019, 20,036 households received SNAP in the district. We are in dire need of EFAP to meet the needs of everyone in the district, whether they've been eligible for SNAP or not.</i>	

# YOUTH, EDUCATION AND CHILD WELFARE

## Bronx Community Board 6

### Most Important Issue Related to Youth, Education and Child Welfare

#### **Educational attainment**

Educational attainment is an issue amongst all age levels. According to 2019 assessments of grades 3-8, the ELA proficiency is 26% and math proficiency is 23%, both well below New York state averages (45% and 47% respectively). CD6 has a High School graduation rate of 61%, significantly lower than NY State's 83% average graduation rate, and a dropout rate of 16%. Amongst adults 25 years and older, only 13.2% of residents have a bachelor's degree or higher. As the COVID-19 pandemic continues, these disparities are likely to grow, further damaging the economic prospects of CB6 youth and adults.

### Community District Needs Related to Youth, Education and Child Welfare

#### **Needs for Youth Education**

According to a study by Stanford University's Center for Research on Education Outcomes, New York City students had a mean -0.215 std loss of learning in reading (about 116 days lost) and -0.365 std loss of learning in math (about 203 days lost) for the 2019-2020 school year due to the COVID-19 pandemic. Even as students and teachers adjust to hybrid and remote learning, it is likely there will be similar losses in learning this current school year. More support is needed for the already-underperforming school districts such as District 12, which largely falls inside CD6 borders, as well as additional services for students such as enrichment programs so they do not fall further behind.

#### **Needs for Youth and Child Welfare**

A large amount residents of CD6 work in the service industry and cannot work remotely; more support for existing daycare centers in addition to the creation of additional centers is needed so parents are able to go to work during the day. Enhanced funding for child protective services is also needed.

## Capital Requests Related to Youth, Education and Child Welfare

Priority	Agency	Request	Explanation	Location
4/19	SCA	<b>Provide a new or expand an existing elementary school</b>	<i>The 2017-18 Enrollment &amp; Capacity report from SCA states that the elementary schools in School District 12, which is largely in CB6, has states that School District 12, which is largely in CB6, are over capacity by 558 seats. We ask that an additional elementary school is constructed to account for this unfunded need.</i>	
5/19	SCA	<b>Provide a new or expand an existing high school</b>	<i>We ask that an additional high school is constructed to account for the new housing construction planned for CB6 and the over-utilization of charter schools in School District 12 (176% according to SCA's 2017-18 report).</i>	
6/19	SCA	<b>Provide a new or expand an existing middle/intermediate school</b>	<i>We ask that an additional middle school is constructed to account for the new housing construction planned for CB6 and the over-utilization of charter schools in School District 12 (176% according to SCA's 2017-18 report).</i>	

## Expense Requests Related to Youth, Education and Child Welfare

Priority	Agency	Request	Explanation	Location
1/25	DYCD	<b>Provide, expand, or enhance the out-of-school youth program for job training and employment services</b>	<i>As most youth in CB6 do not go on to attain a college degree, and several drop out of high school, we ask for more employment services that will match them with jobs that do not require a bachelors degree, particularly in the tech, construction, and culinary industries.</i>	
8/25	ACS	<b>Increase support for child protection staff</b>	<i>We ask that greater support is given to child protection programs; in particular, we ask for more youth education about identifying sexual harrassment.</i>	
11/25	DYCD	<b>Provide, expand, or enhance street outreach services</b>	<i>As CD6 is largely low-income and lacks plentiful affordable housing, there are several housing-insecure and homeless youth--approximately 15% of children in School District 12 were homeless according to NYSED's 2018-19 enrollment data. More services must be provided to aid homeless youth and their families.</i>	

## **PUBLIC SAFETY AND EMERGENCY SERVICES**

### **Bronx Community Board 6**

---

#### Most Important Issue Related to Public Safety and Emergency Services

##### **Crime prevention programs**

Investing in economic development programs and job training for those most vulnerable is the best investment to prevent crime.

---

#### Community District Needs Related to Public Safety and Emergency Services

##### **Needs for Public Safety**

CB6 does not wish to add any additional funding to the NYPD.

##### **Needs for Emergency Services**

No comments

---

**Capital Requests Related to Public Safety and Emergency Services**

The Community Board did not submit any Budget Requests in this category.

**Expense Requests Related to Public Safety and Emergency Services**

The Community Board did not submit any Budget Requests in this category.

## CORE INFRASTRUCTURE, CITY SERVICES AND RESILIENCY

### Bronx Community Board 6

---

#### Most Important Issue Related to Core Infrastructure, City Services and Resiliency.

##### **Air quality and pollution**

While air quality throughout New York City is gradually improving, CB6 still sees a significant amount of air pollution. According to 2018's Community Health Profile, Belmont and East Tremont have 8.0 micrograms of fine particulate matter (PM2.5), the most harmful air pollutant, an amount higher than the Bronx's average (7.8) and NYC's average (7.5). This pollution mainly comes from the thousands of cars traveling through and nearby the district, especially due to the Cross Bronx Expressway. Due to this, among other factors, there are high levels of asthma throughout district inhabitants; notably, the asthma emergency department visit rate among children is more than double the city rate (464 visits per 10,000 children in CD6 vs. 223 visits in NYC). As asthma is a serious contributing factor in COVID-19 hospitalizations and deaths, it is more essential than ever that CD6's air quality improves and that action is taken to reduce the number of cars traveling near the district.

---

#### Community District Needs Related to Core Infrastructure, City Services and Resiliency.

##### **Needs for Water, Sewers, and Environmental Protection**

Sewers need to be inspected and cleaned frequently so as to avoid clogging, dumping. Hydrants should also be inspected in order to ensure that water flows properly or that they are always in working order.

##### **Needs for Sanitation Services**

Residents often complain of dirty sidewalks and overflowing trash. More frequent cleaning is needed.

---



## Capital Requests Related to Core Infrastructure, City Services and Resiliency

The Community Board did not submit any Budget Requests in this category.

## Expense Requests Related to Core Infrastructure, City Services and Resiliency

Priority	Agency	Request	Explanation	Location
25/25	DSNY	<b>Provide more frequent garbage or recycling pick-up</b>	<i>Litter baskets are frequently filled to the brim and overflowing, contributing to more garbage on the streets and sidewalks.</i>	177 Street East Tremont Avenue

## HOUSING, ECONOMIC DEVELOPMENT AND LAND USE

### Bronx Community Board 6

#### Most Important Issue Related to Housing, Economic Development and Land Use

##### **Unemployment/Underemployment**

The Bronx workforce is known as the legs of New York City, its essential workers carrying the city through the COVID-19 pandemic, and yet in 2018 Community Board 6 had a poverty rate of 37%, compared to the city's 17%; a 31.8% population 25 and older without a High School diploma; and a median household income of \$32,831 as of 2019. Out of the 175,456 persons that reside in the district, according to the ACS 2018 (5-Year Estimate) the population 16 and over that was unemployed, was 23.9%, a total of 12,999 people. Currently, Bronxites are fighting to stay afloat, data from the NYS Dept. of labor offered a year-by-year comparison of unemployment rates: In August 2019, the Bronx had an unemployment rate of 5.7%, the equivalent of 34,000 persons, by August 2020, it was 21.1%, 129,000 persons. We want our district to thrive, and we envision a community in which those who hold a High School or Bachelor's degree are financially stable. We want to diversify economic opportunities in our areas by bringing technical/vocational programs in-high paying fields; bring or fund organizations whose work focuses on economic development, such as Community Development Financial Institutions or Community Improvement organizations.

#### Community District Needs Related to Housing, Economic Development and Land Use

##### **Needs for Land Use**

No comments

##### **Needs for Housing**

Out of the 175,456 persons that reside in the district, according to the ACS 2018 (5-Year Estimate) the population 16 and over that was unemployed, was 23.9%, a total of 12,999 people. With the arrival of COVID, many residents now face eviction due to job insecurity.

Currently, Bronxites are fighting to stay afloat, data from the NYS Dept. of labor offered a year-by-year comparison of unemployment rates: In August 2019, the Bronx had an unemployment rate of 5.7%, the equivalent of 34,000 persons, by August 2020, it was 21.1%, 129,000 persons.

##### **Needs for Economic Development**

This year has proven to further exacerbate inequities in the context of access to financial assistance, room for future investment, and expansion of businesses in the Bronx and our district. CB06's mom and pop stores are walking on a thin line: between obligatory closures for non-essential businesses due to the pandemic; the Bronx receiving minimal financial assistance from the NYC Small Businesses Services and the federal Payment Protection Program; and the looting that ensued in June at Fordham Road- owners are on the verge of permanently closing.

A report from The Partnership of New York City estimates that as many as one-third of 230,000 small businesses in the city may never re-open. A report from the NYC Independent Budget Office revealed that based on Dept. of Labor data from the first two quarters of 2019, over 3,000 small businesses in the Bronx were retail, 1,840 accommodation and food services, and 1,821 miscellaneous services. Our district would regress if we were to lose a third of those businesses, adding to the reported 38 vacant storefronts, and the present need for investment in our area.

## Capital Requests Related to Housing, Economic Development and Land Use

Priority	Agency	Request	Explanation	Location
1/19	HPD	<b>Provide more housing for extremely low and low income households</b>	<i>Housing support. COVID has left many individuals unemployed and are facing eviction.</i>	
2/19	HPD	<b>Provide more housing for special needs households, such as the formerly homeless</b>	<i>District needs an increase in supportive housing for those just leaving the shelter system.</i>	
3/19	HPD	<b>Provide more housing for medium income households</b>	<i>We need housing across all income bands due to limited subsidy money and this should include middle income housing to attract higher earners to the neighborhood and prevent concentrated poverty</i>	
9/19	SBS	<b>Other capital budget request for SBS</b>	<i>1. Improve streetscapes in business districts to attract/encourage commercial activity (i.e., lighting, sidewalks); Specifically improve streetscape in business districts-between Webster Avenue to Devoe Avenue. 2. Improve the availability, speed, or cost of broadband access to local businesses and residents</i>	
10/19	HPD	<b>Provide more housing for seniors</b>	<i>Housing support.</i>	
19/19	NYCHA	<b>Renovate or upgrade public housing developments</b>	<i>Housing support for safer condition and addressing health risks that residents face in subpar NYCHA conditions.</i>	1010 East 178 Street, Bronx, New York, NY

## Expense Requests Related to Housing, Economic Development and Land Use

Priority	Agency	Request	Explanation	Location
2/25	DCP	<b>Study land use and zoning to better match current use or future neighborhood needs</b>	<i>Study land use and rezone the M-1 districts in Bronx CB 6 to allow for denser housing development</i>	

3/25	DCP	<b>Other zoning and land use requests</b>	<i>Expand the basement apartment pilot program to Bronx CB 6 to allow homeowners to bring units up to code and allow for more homes for people to live in</i>
7/25	HPD	<b>Provide more housing for extremely low and low income households</b>	<i>Housing support.</i>
9/25	HPD	<b>Provide or enhance rental subsidies programs</b>	<i>Housing support.</i>
15/25	EDC	<b>Reinvest in the graffiti free removal program for private sites</b>	<i>Although the Graffiti-Free NYC program experienced budget cuts, we all know how important it is to keep spaces clean, as it improves the resident's mental well-being and the perception of the neighborhood. We must keep the appearance of the store of the hundreds of businesses in the district.</i>
16/25	EDC	<b>Invest in access to low cost financing to help neighborhood businesses construct or improve space</b>	<i>Federal discriminatory practices, and barriers to understanding the bureaucracies of applying for a loan resulted in the Bronx receiving minimal help from the Payment Protection Program loan, and from the city. A program from Small Business Services meant to keep businesses afloat during the pandemic disbursed only \$8 out of the \$20 million from the program, the Bronx received \$80,000. Out of \$29 million in grants for COVID-19, the Bronx received 3%.</i>
17/25	SBS	<b>Provide disaster and resiliency preparation for small businesses</b>	<i>A report from The Partnership of New York City estimates that as many as one third of 230,000 small businesses in the city may never re-open, and we do not want our district to suffer closures. We request to build an additional center for small business owners to support them with matters such as: staying in compliance, assistance to access resources during the pandemic to stay afloat (e.g. navigating the application process for city grants to stay afloat), etc.</i>

## TRANSPORTATION

### Bronx Community Board 6

#### Most Important Issue Related to Transportation and Mobility

##### **Pedestrian safety (safer crossings, sidewalk management, Open Streets, etc.)**

At the start of Vision Zero, the 2015 Bronx Pedestrian Safety Action Plan indicated that at \$32,460, the Bronx's median household income was the lowest of the five boroughs, making it the poorest urban county in the United States. The Bronx's car ownership rate was the lowest outside of Manhattan, with only 48% of households having access to a vehicle. Today, the COVID-19 pandemic resulted in an approximate 25% unemployment rate in Bronx Community Board 6. In addition, the Citizens Budget Commission recorded that by April 2020, the MTA experienced a 90 percent decrease in subway and bus ridership, a 65 percent decrease in bridge and tunnel traffic, and a 95 percent decrease increase in commuter rail passengers. COVID-19 initiated a pedestrian movement, including: open streets, open restaurants, open streets FOR restaurants, and even outdoor learning. With winter approaching, it is critical to sustain these open street initiatives for sustain the livelihood and well being of Bronx residents. The Bronx's pedestrian fatality rate was 1.91 fatalities per 100,000 residents, slightly higher than the citywide average. These pedestrian fatalities were concentrated in the north- and south-westerly portions of the Bronx. Overnight pedestrian fatalities accounted for a far greater share in the Bronx (31%) than for all NYC (21%). An initiative that should continue are the installations of midblock traffic signals. In 2015, at Fatal midblock crossings were particularly common on arterial streets (a 28% share in the Bronx vs 19% citywide). Other initiatives to be continued should include the expansion of bicycle infrastructure, daylighting of intersections, and updated walking signals at priority intersections.

#### Community District Needs Related to Transportation and Mobility

##### **Needs for Traffic and Transportation Infrastructure**

COVID-19 initiated a pedestrian movement, including: open streets, open restaurants, open streets FOR restaurants, and even outdoor learning. With winter approaching, it is critical to sustain these open street initiatives for sustain the livelihood and well being of Bronx residents.

The Bronx's pedestrian fatality rate was 1.91 fatalities per 100,000 residents, slightly higher than the citywide average. These pedestrian fatalities were concentrated in the north- and south-westerly portions of the Bronx. Overnight pedestrian fatalities accounted for a far greater share in the Bronx (31%) than for all NYC (21%).

An initiative that should continue are the installations of midblock traffic signals. In 2015, at Fatal midblock crossings were particularly common on arterial streets (a 28% share in the Bronx vs 19% citywide). Other initiatives to be continued should include the expansion of bicycle infrastructure, daylighting of intersections, and updated walking signals at priority intersections.

##### **Needs for Transit Services**

Residents often complain of subways not working, running on time etc. MTA does not have in place cleaning crews for the upkeep of surrounding areas, cutting weeds, garbage etc.

At the start of Vision Zero, the 2015 Bronx Pedestrian Safety Action Plan indicated that at \$32,460, the Bronx's median household income was the lowest of the five boroughs, making it the poorest urban county in the United States. The Bronx's car ownership rate was the lowest outside of Manhattan, with only 48% of households having access to a vehicle. Today, the COVID-19 pandemic resulted in an approximate 25% unemployment rate in Bronx Community Board 6. In addition, the Citizens Budget Commission recorded that by April 2020, the MTA experienced a 90 percent decrease in subway and bus ridership, a 65 percent decrease in bridge and tunnel traffic, and a 95 percent decrease in commuter rail passengers.

## Capital Requests Related to Transportation and Mobility

Priority	Agency	Request	Explanation	Location
8/19	DOT	<b>Upgrade or provide new Select Bus Service (SBS) routes</b>	<i>We request that the Bx 15 be an SBS line and include a dedicated busway on Third Avenue</i>	
14/19	DOT	<b>Roadway maintenance (i.e. pothole repair, resurfacing, trench restoration, etc.)</b>	<i>East 175th and Boston Road to East Tremont Avenue needs resurfacing.</i>	175 Street Boston Road East Tremont Avenue
15/19	DOT	<b>Roadway maintenance (i.e. pothole repair, resurfacing, trench restoration, etc.)</b>	<i>East Tremont Avenue between Bronx Park Avenue to West Farms Road has potholes.</i>	East Tremont Avenue Bronx Park Avenue West Farms Road
16/19	DOT	<b>Roadway maintenance (i.e. pothole repair, resurfacing, trench restoration, etc.)</b>	<i>179th between Wyatt Street and Morris Park Avenue needs resurfacing.</i>	179 Street Wyatt Street Morris Park
17/19	DOT	<b>Repair or construct new curbs or pedestrian ramps</b>	<i>Southern Blvd between E 183rd and Fordham Road needs new curbs and ramps.</i>	Southern Boulevard East 183 Street East Fordham Road
18/19	NYCTA	<b>Repair or upgrade subway stations or other transit infrastructure</b>	<i>174th and 175th, and East 180th Subway Stations need to be upgraded.</i>	
CS	NYCTA	<b>Improve accessibility of transit infrastructure, by providing elevators, escalators, etc.</b>	<i>The E 174th Street station does not have elevators or escalators to provide ADA access.</i>	

## Expense Requests Related to Transportation and Mobility

Priority	Agency	Request	Explanation	Location
4/25	DOT	<b>Improve traffic and pedestrian safety, including traffic calming</b>	<i>We request universal daylighting of every intersection within Bronx CB 6 to ensure pedestrian safety and save lives</i>	
18/25	DOT	<b>Address traffic congestion</b>	<i>174th and Webster Avenue intersection Cross Bronx has consistent congestion with school buses, MTA buses, and cars.</i>	174 Street Webster Avenue Cross Bronx Expressway
19/25	DOT	<b>Improve traffic and pedestrian safety, including traffic calming</b>	<i>Webster Avenue and Fordham Road needs traffic calming.</i>	Webster Avenue Fordham Road
20/25	DOT	<b>Improve traffic and pedestrian safety, including traffic calming</b>	<i>East Tremont and Webster Avenue intersection needs traffic calming.</i>	East Tremont Webster Avenue
21/25	DOT	<b>Improve traffic and pedestrian safety, including traffic calming</b>	<i>3rd Avenue and East Tremont needs traffic calming.</i>	3rd Avenue East Tremont Avenue
22/25	DOT	<b>Improve traffic and pedestrian safety, including traffic calming</b>	<i>West Farms and Tremont needs traffic calming.</i>	West Farms Road East Tremont Avenue
23/25	DOT	<b>Improve traffic and pedestrian safety, including traffic calming</b>	<i>Keep the area near the bus depot clear after hours, as it obstructs traffic when loading buses back into depot.</i>	1100 East 177 Street, Bronx, New York, NY
24/25	DOT	<b>Improve traffic and pedestrian safety, including traffic calming</b>	<i>Arthur Avenue and East Tremont Avenue intersection should be daylighted.</i>	Arthur Avenue East Tremont Avenue

# PARKS, CULTURAL AND OTHER COMMUNITY FACILITIES

## Bronx Community Board 6

### Most Important Issue Related to Parks, Cultural and Other Community Facilities

#### **Quality of parks and park facilities**

Bronx Community District 6 contains numerous park spaces, but in recent months there have been many complaints about trash, park cleanliness, facilities, and overall quality due to the cuts to the Parks Department's budget. There are some renovation projects in progress; more park renovations are needed in addition to increased upkeep in order to improve the existing parks.

### Community District Needs Related to Parks, Cultural and Other Community Facilities

#### **Needs for Parks**

Further renovations of park facilities such as play spaces are needed as well as additional park personnel for cleaning, pruning, monitoring, enforcing social distancing, and other upkeep.

#### **Needs for Cultural Services**

Due to the pandemic, the major cultural center in CB6, Bronx River Arts Center, has been forced to close its facilities and operate virtual programs. Support is needed to sustain these virtual programs for the time being in addition to increased afterschool programs for the youth learning remotely or in hybrid programs this year.

#### **Needs for Library Services**

Local NYPL branches have closed their facilities for the public due to the pandemic; while they are operating virtual programs, residents are only able to check out books through a "grab-and-go" service and cannot access inside amenities. Support is needed for additional virtual programs, such as digital ESOL classes, afterschool programs, and technology training, while providing alternative spaces to utilize computers, quiet study spaces, etc.

#### **Needs for Community Boards**

No comments



### Capital Requests Related to Parks, Cultural and Other Community Facilities

Priority	Agency	Request	Explanation	Location
7/19	DPR	<b>Reconstruct or upgrade a park or amenity (i.e. playground, outdoor athletic field)</b>	<i>The basketball court and playground in Vidalia Park are deteriorating. We ask that these areas be upgraded in order to promote community use.</i>	Daly Avenue, Bronx, New York, NY
11/19	DPR	<b>Reconstruct or upgrade a building in a park</b>	<i>The restroom in Bronx River Park needs to be repaired and upgraded as it is currently unable to be properly used by the community.</i>	
12/19	DPR	<b>Reconstruct or upgrade a park or amenity (i.e. playground, outdoor athletic field)</b>	<i>The playground and benches area in Bathgate Playground need to be upgraded in order to allow for further community use.</i>	
13/19	DPR	<b>Other capital budget request for DPR</b>	<i>There is an abandoned area in Quarry Ballfields that could be employed for community use, such as an additional ball field or a bathroom area.</i>	East 181 Street, Bronx, New York, NY

### Expense Requests Related to Parks, Cultural and Other Community Facilities

Priority	Agency	Request	Explanation	Location
5/25	DPR	<b>Improve trash removal and cleanliness</b>	<i>Cuts to the Parks Department's budget have resulted in increased trash in all parks, but especially in Vidalia Park, Tremont Park, Bronx River Park, and Ciccarone Park.</i>	
6/25	DPR	<b>Provide more programs in parks or recreational centers</b>	<i>Provide more programming inside parks within Community Board 6, especially Tremont Park, for the youth and elderly populations.</i>	

## **6. OTHER BUDGET REQUESTS**

### **Other Capital Requests**

The Community Board did not submit any Budget Requests in this category.

### **Other Expense Requests**

The Community Board did not submit any Budget Requests in this category.

## 7. SUMMARY OF PRIORITIZED BUDGET REQUESTS

### Capital Budget Requests

Priority	Agency	Request	Explanation	Location
1/19	HPD	<b>Provide more housing for extremely low and low income households</b>	<i>Housing support. COVID has left many individuals unemployed and are facing eviction.</i>	
2/19	HPD	<b>Provide more housing for special needs households, such as the formerly homeless</b>	<i>District needs an increase in supportive housing for those just leaving the shelter system.</i>	
3/19	HPD	<b>Provide more housing for medium income households</b>	<i>We need housing across all income bands due to limited subsidy money and this should include middle income housing to attract higher earners to the neighborhood and prevent concentrated poverty</i>	
4/19	SCA	<b>Provide a new or expand an existing elementary school</b>	<i>The 2017-18 Enrollment &amp; Capacity report from SCA states that the elementary schools in School District 12, which is largely in CB6, has states that School District 12, which is largely in CB6, are over capacity by 558 seats. We ask that an additional elementary school is constructed to account for this unfunded need.</i>	
5/19	SCA	<b>Provide a new or expand an existing high school</b>	<i>We ask that an additional high school is constructed to account for the new housing construction planned for CB6 and the over-utilization of charter schools in School District 12 (176% according to SCA's 2017-18 report).</i>	
6/19	SCA	<b>Provide a new or expand an existing middle/intermediate school</b>	<i>We ask that an additional middle school is constructed to account for the new housing construction planned for CB6 and the over-utilization of charter schools in School District 12 (176% according to SCA's 2017-18 report).</i>	
7/19	DPR	<b>Reconstruct or upgrade a park or amenity (i.e. playground, outdoor athletic field)</b>	<i>The basketball court and playground in Vidalia Park are deteriorating. We ask that these areas be upgraded in order to promote community use.</i>	Daly Avenue, Bronx, New York, NY

8/19	DOT	<b>Upgrade or provide new Select Bus Service (SBS) routes</b>	<i>We request that the Bx 15 be an SBS line and include a dedicated busway on Third Avenue</i>	
9/19	SBS	<b>Other capital budget request for SBS</b>	<i>1. Improve streetscapes in business districts to attract/encourage commercial activity (i.e., lighting, sidewalks); Specifically improve streetscape in business districts-between Webster Avenue to Devoe Avenue. 2. Improve the availability, speed, or cost of broadband access to local businesses and residents</i>	
10/19	HPD	<b>Provide more housing for seniors</b>	<i>Housing support.</i>	
11/19	DPR	<b>Reconstruct or upgrade a building in a park</b>	<i>The restroom in Bronx River Park needs to be repaired and upgraded as it is currently unable to be properly used by the community.</i>	
12/19	DPR	<b>Reconstruct or upgrade a park or amenity (i.e. playground, outdoor athletic field)</b>	<i>The playground and benches area in Bathgate Playground need to be upgraded in order to allow for further community use.</i>	
13/19	DPR	<b>Other capital budget request for DPR</b>	<i>There is an abandoned area in Quarry Ballfields that could be employed for community use, such as an additional ball field or a bathroom area.</i>	East 181 Street, Bronx, New York, NY
14/19	DOT	<b>Roadway maintenance (i.e. pothole repair, resurfacing, trench restoration, etc.)</b>	<i>East 175th and Boston Road to East Tremont Avenue needs resurfacing.</i>	175 Street Boston Road East Tremont Avenue
15/19	DOT	<b>Roadway maintenance (i.e. pothole repair, resurfacing, trench restoration, etc.)</b>	<i>East Tremont Avenue between Bronx Park Avenue to West Farms Road has potholes.</i>	East Tremont Avenue Bronx Park Avenue West Farms Road
16/19	DOT	<b>Roadway maintenance (i.e. pothole repair, resurfacing, trench restoration, etc.)</b>	<i>179th between Wyatt Street and Morris Park Avenue needs resurfacing.</i>	179 Street Wyatt Street Morris Park

17/19	DOT	<b>Repair or construct new curbs or pedestrian ramps</b>	<i>Southern Blvd between E 183rd and Fordham Road needs new curbs and ramps.</i>	Southern Boulevard East 183 Street East Fordham Road
18/19	NYCTA	<b>Repair or upgrade subway stations or other transit infrastructure</b>	<i>174th and 175th, and East 180th Subway Stations need to be upgraded.</i>	
19/19	NYCHA	<b>Renovate or upgrade public housing developments</b>	<i>Housing support for safer condition and addressing health risks that residents face in subpar NYCHA conditions.</i>	1010 East 178 Street, Bronx, New York, NY
CS	NYCTA	<b>Improve accessibility of transit infrastructure, by providing elevators, escalators, etc.</b>	<i>The E 174th Street station does not have elevators or escalators to provide ADA access.</i>	

## Expense Budget Requests

Priority	Agency	Request	Explanation	Location
1/25	DYCD	<b>Provide, expand, or enhance the out-of-school youth program for job training and employment services</b>	<i>As most youth in CB6 do not go on to attain a college degree, and several drop out of high school, we ask for more employment services that will match them with jobs that do not require a bachelors degree, particularly in the tech, construction, and culinary industries.</i>	
2/25	DCP	<b>Study land use and zoning to better match current use or future neighborhood needs</b>	<i>Study land use and rezone the M-1 districts in Bronx CB 6 to allow for denser housing development</i>	
3/25	DCP	<b>Other zoning and land use requests</b>	<i>Expand the basement apartment pilot program to Bronx CB 6 to allow homeowners to bring units up to code and allow for more homes for people to live in</i>	
4/25	DOT	<b>Improve traffic and pedestrian safety, including traffic calming</b>	<i>We request universal daylighting of every intersection within Bronx CB 6 to ensure pedestrian safety and save lives</i>	
5/25	DPR	<b>Improve trash removal and cleanliness</b>	<i>Cuts to the Parks Department's budget have resulted in increased trash in all parks, but especially in Vidalia Park, Tremont Park, Bronx River Park, and Ciccarone Park.</i>	
6/25	DPR	<b>Provide more programs in parks or recreational centers</b>	<i>Provide more programming inside parks within Community Board 6, especially Tremont Park, for the youth and elderly poplulations.</i>	
7/25	HPD	<b>Provide more housing for extremely low and low income households</b>	<i>Housing support.</i>	
8/25	ACS	<b>Increase support for child protection staff</b>	<i>We ask that greater support is given to child protection programs; in particular, we ask for more youth education about identifying sexual harrassment.</i>	
9/25	HPD	<b>Provide or enhance rental subsidies programs</b>	<i>Housing support.</i>	

10/25	DHS	<b>Expand homelessness prevention programs</b>	<i>Such as rental assistance and any human service help to protect vulnerable tenants.</i>
11/25	DYCD	<b>Provide, expand, or enhance street outreach services</b>	<i>As CD6 is largely low-income and lacks plentiful affordable housing, there are several housing-insecure and homeless youth--approximately 15% of children in School District 12 were homeless according to NYSED's 2018-19 enrollment data. More services must be provided to aid homeless youth and their families.</i>
12/25	DOHMH	<b>Create or promote programs to de-stigmatize mental health needs and encourage treatment</b>	<i>In 2018, there were 1,160 psychiatric hospitalizations per 100,000. COVID19 impacted everyone's lives, but especially those exposed to stressors such as not having insurance, low-income people, homeless individuals and families, and disabled folks. We need fully funded and resourceful programs that focus on preventive services, and early care.</i>
13/25	DHS	<b>Provide rental assistance/vouchers for permanent housing</b>	<i>With more than 26 homeless shelters, more vouchers are needed for residents to have permanent housing</i>
14/25	HRA	<b>Expand, or enhance Emergency Food Assistance Program (EFAP)</b>	<i>COVID19 precluded the hard-working families in our district from working, unless they were essential workers. According to Robin Hood Foundation's 2019 Poverty Tracker report, 49% of their CB6's sample size, experienced food hardship; and according to the Human Resource Administration, SNAP Population report in 2019, 20,036 households received SNAP in the district. We are in dire need of EFAP to meet the needs of everyone in the district, whether they've been eligible for SNAP or not.</i>
15/25	EDC	<b>Reinvest in the graffiti free removal program for private sites</b>	<i>Although the Graffiti-Free NYC program experienced budget cuts, we all know how important it is to keep spaces clean, as it improves the resident's mental well-being and the perception of the neighborhood. We must keep the appearance of the store of the hundreds of businesses in the district.</i>

16/25	EDC	<b>Invest in access to low cost financing to help neighborhood businesses construct or improve space</b>	<i>Federal discriminatory practices, and barriers to understanding the bureaucracies of applying for a loan resulted in the Bronx receiving minimal help from the Payment Protection Program loan, and from the city. A program from Small Business Services meant to keep businesses afloat during the pandemic disbursed only \$8 out of the \$20 million from the program, the Bronx received \$80,000. Out of \$29 million in grants for COVID-19, the Bronx received 3%.</i>	
17/25	SBS	<b>Provide disaster and resiliency preparation for small businesses</b>	<i>A report from The Partnership of New York City estimates that as many as one third of 230,000 small businesses in the city may never re-open, and we do not want our district to suffer closures. We request to build an additional center for small business owners to support them with matters such as: staying in compliance, assistance to access resources during the pandemic to stay afloat (e.g. navigating the application process for city grants to stay afloat), etc.</i>	
18/25	DOT	<b>Address traffic congestion</b>	<i>174th and Webster Avenue intersection Cross Bronx has consistent congestion with school buses, MTA buses, and cars.</i>	174 Street Webster Avenue Cross Bronx Expressway
19/25	DOT	<b>Improve traffic and pedestrian safety, including traffic calming</b>	<i>Webster Avenue and Fordham Road needs traffic calming.</i>	Webster Avenue Fordham Road
20/25	DOT	<b>Improve traffic and pedestrian safety, including traffic calming</b>	<i>East Tremont and Webster Avenue intersection needs traffic calming.</i>	East Tremont Webster Avenue
21/25	DOT	<b>Improve traffic and pedestrian safety, including traffic calming</b>	<i>3rd Avenue and East Tremont needs traffic calming.</i>	3rd Avenue East Tremont Avenue
22/25	DOT	<b>Improve traffic and pedestrian safety, including traffic calming</b>	<i>West Farms and Tremont needs traffic calming.</i>	West Farms Road East Tremont Avenue
23/25	DOT	<b>Improve traffic and pedestrian safety, including traffic calming</b>	<i>Keep the area near the bus depot clear after hours, as it obstructs traffic when loading buses back into depot.</i>	1100 East 177 Street, Bronx, New York, NY



---

24/25	DOT	<b>Improve traffic and pedestrian safety, including traffic calming</b>	<i>Arthur Avenue and East Tremont Avenue intersection should be daylighted.</i>	Arthur Avenue East Tremont Avenue
25/25	DSNY	<b>Provide more frequent garbage or recycling pick-up</b>	<i>Litter baskets are frequently filled to the brim and overflowing, contributing to more garbage on the streets and sidewalks.</i>	177 Street East Tremont Avenue

---