

Minutes of the Special Committee on Racial Equity Meeting  
March 2, 2023, via Zoom

Attendees

Committee: Bob Bender, Margaret Della, Camelia Tepelus, Julie Reyes

Absent: Bob Fanuzzi

Guest: Public Safety Chair Ed Green, Budget Chair David Gellman, Jacki Fischer, Steven Padernacht, Michelle Pham,

Presenters: Julie Wertheimer-Meier, Senior Research Analyst; Ed Hill, Deputy Commissioner for Research and Evaluation, Mayor's Office to End Domestic and Gender-Based Violence; Catherine Mykytiuk, Program Director, Changing Futures, Kingsbridge Heights Community Center

Agenda

The Special Committee on Racial Equity (SCRE) meeting began at 7:02 pm and Chair Margaret Della welcomed the community to the meeting. Margaret also gave a special welcome to Public Safety Chair Ed Green for joining the prep call and this meeting.

Presentation from the [Mayor's Office to End Domestic and Gender-based Violence](#): *Racial/Gender Disparities in DV Victimization Rates Across NYC Neighborhoods (presentation attached with minutes will be uploaded to CB8 website). [See more data and reporting here.](#)*

This presentation defined Domestic Violence (DV), Intimate Partner Violence (IPV) and data in reporting and victimization across New York City. Presenters also focused on Community Board 8 (CB8) and its adjacent Districts (3, 6, 7, 12). We learned that:

- in all 5 boroughs and nearly all 59 community districts, Black women experienced higher IPV victimization rates than any other population of residents. In CB8 specifically, Black and Hispanic women are disproportionately victimized.
- Suggests that outreach and efforts to increase access to and use of DV-related services should target the Black community across New York City, not just in areas where Black residents constitute the majority demographic.
- American Indian/Alaskan Native residents experienced high victimization rates & made up a disproportionate share of victims in the Bronx.
- Asian/Pacific Islander & Hispanic residents made up a disproportionate share of victims in Bronx CD 8.
- Suggests that any efforts to provide targeted services to specific populations across NYC should consider the unique needs of each neighborhood to ensure the services are reaching the populations most in need

Presentation from Changing Futures, Kingsbridge Heights Community Center (KHCC)

This presentation walked attendees through the nuances of why communities may and may not report per experience in DV/IVP services provided to survivors through referrals and in-house program participants.

Committee members agreed that SCRE needed to sound the alarm on Black women's overall health including safety risks as well as national maternal health data in which Black women are 9x more likely to die in childbirth than white women. The Committee asked for an expert on health resources to present at the next SCRE meeting as well as a presentation on salary and income disparity at the meeting that follows.

The Chair alerted the Committee that the May meeting would be pushed back due to scheduling conflicts.

The Chair continues to outreach to Standing Committees for partnership and to prioritize areas in the District that the resource mapping project identified have been incomplete and unaddressed. The budget process is in progress. SCRE recommends prioritizing environmental justice/racial equity areas (see FY22 interim report). CB8 has demonstrated it is intentionally seeking out matters to address racial equity.

- Annual interim report action items:
  - FY23 - Building report revisions for the May 2023 draft:
    - Update appendix with Racial Justice Commission and revised NYC Charter - Pending
    - Emphasize the significance of equity within budget priorities - Bob B. to draft - Pending
    - Review EPA vs NYS Environmental Justice mapping to determine if there are nuances that should be highlighted in CB8 Mapping by FY Budget Requests - Camelia - Completed
    - Any Committee member wishing to edit or revise the structure of the report must do so prior to the final due in May 2023 - Pending
    - CB8 Mapping by FY Budget Requests, Committee priorities - Margaret - Pending
    - Review Mapping Equity to determine District service provision - Margaret - Pending
    - Update Borough President posted 2022 data - Pending updated data
    - Add DV/IVP presentation to appendix - Margaret - Pending

Next Meeting May 10th at 7pm. The meeting adjourned at 8:34 pm.

Minutes submitted by Margaret Della.



# Racial/Gender Disparities in DV Victimization Rates Across NYC Neighborhoods

**CB8 Special Committee on Racial Equity SCRE**  
**March 2, 2023**

Julie Wertheimer-Meier: [jwertheimermeier@endgbv.nyc.gov](mailto:jwertheimermeier@endgbv.nyc.gov)

Edward Hill: [ehill@cityhall.nyc.gov](mailto:ehill@cityhall.nyc.gov)



# Underlying Root Causes of Domestic Violence

Racism

Sexism

Ableism

Xenophobia

Heterosexism

Classism



# Our Data

- Domestic Violence Incidents:
  - NYPD domestic violence felony assault DIRs (2020-2021)
- Population Data:
  - Census Bureau's 2020 American Community Survey Public Use Microdata Sample
    - Includes age, race/ethnicity, gender, and community district for the 2020 NYC population
  - IPV: only NYC residents  $\geq$  15yrs old
- Annual Victimization Rates
  - The extent to which a specific population (e.g., Black women in the Bronx) are at risk of becoming the victim of a specific type of crime (e.g., felony assault)
  - $Victimization\ Rate = \frac{Number\ of\ victims}{At-risk\ population} \times 10,000$



# Problems with Police Data

- Only about half of DV and IPV incidents are reported to law enforcement (Morgan & Oudekerk, 2020)
  - Socioeconomic factors: education & income
  - Fear of mistrust of law enforcement
  - Fear of getting the offender involved in the criminal justice system
  - Believe that law enforcement will not or cannot help
  - Belief the offense was too personal or too trivial to report
  - Intersectionality (race & gender) concerns



# Who Does Not Report?

- Women & people of color (and especially women of color) experience elevated risks of DV and increased risks barriers to accessing services
- Theory of Help-Seeking Behavior (Waller et al., 2022)
  - Survivor's sociocultural context, lived experiences and beliefs about available services/supports, and personal strength/power all interact to influence the kind & level of services women seek and access
  - Survivors report feeling disbelieved, disregarded, and unsupported by service providers because of their race, gender, and class
    - Don't seek out services because of belief that they would not receive same level of care provided to White survivors



# Definitions of Domestic Violence (DV)

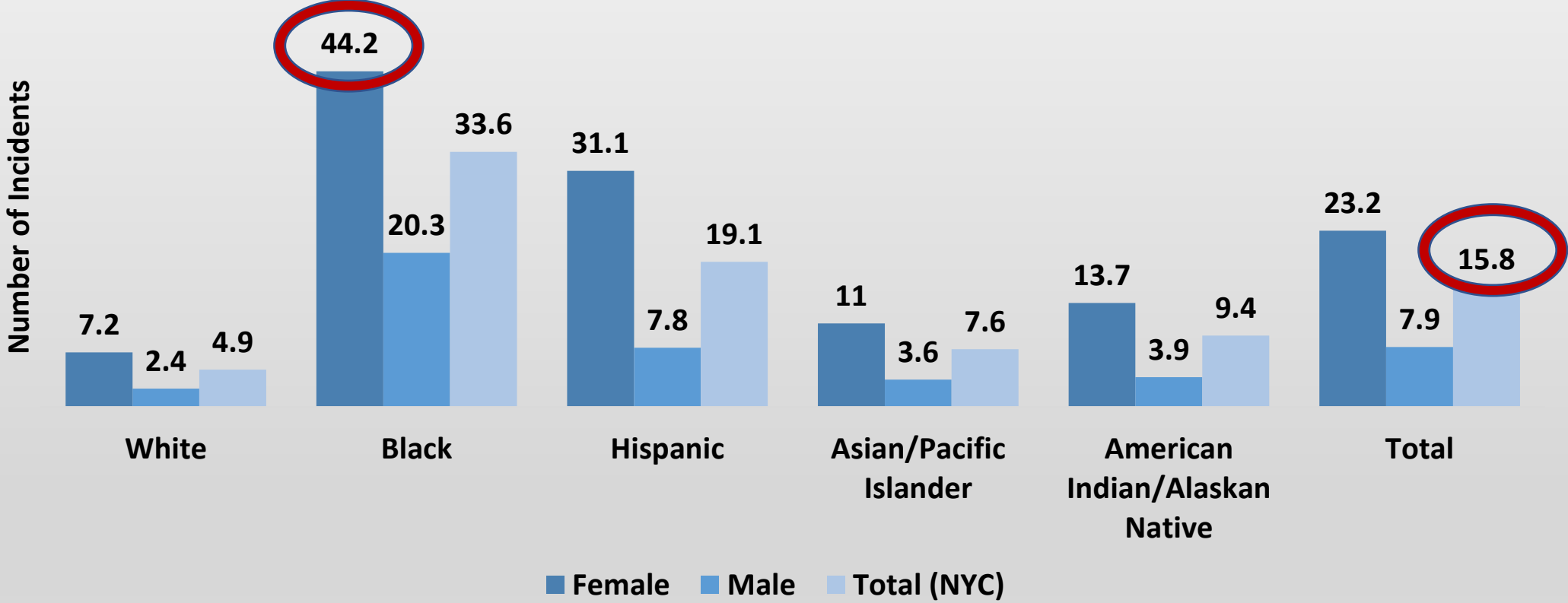
- Two types of relationships comprise domestic violence (DV), as the term is used by the NYPD:
  - (1) intimate partner violence (IPV), between individuals who are currently or formerly married, divorced, dating, boyfriend/girlfriend, or who have a child in common; and
  - (2) other family violence (FV), between individuals who are related by marriage or blood, such as parents/children, siblings, grandparents/grandchildren, cousins, and in-laws.





# New York City

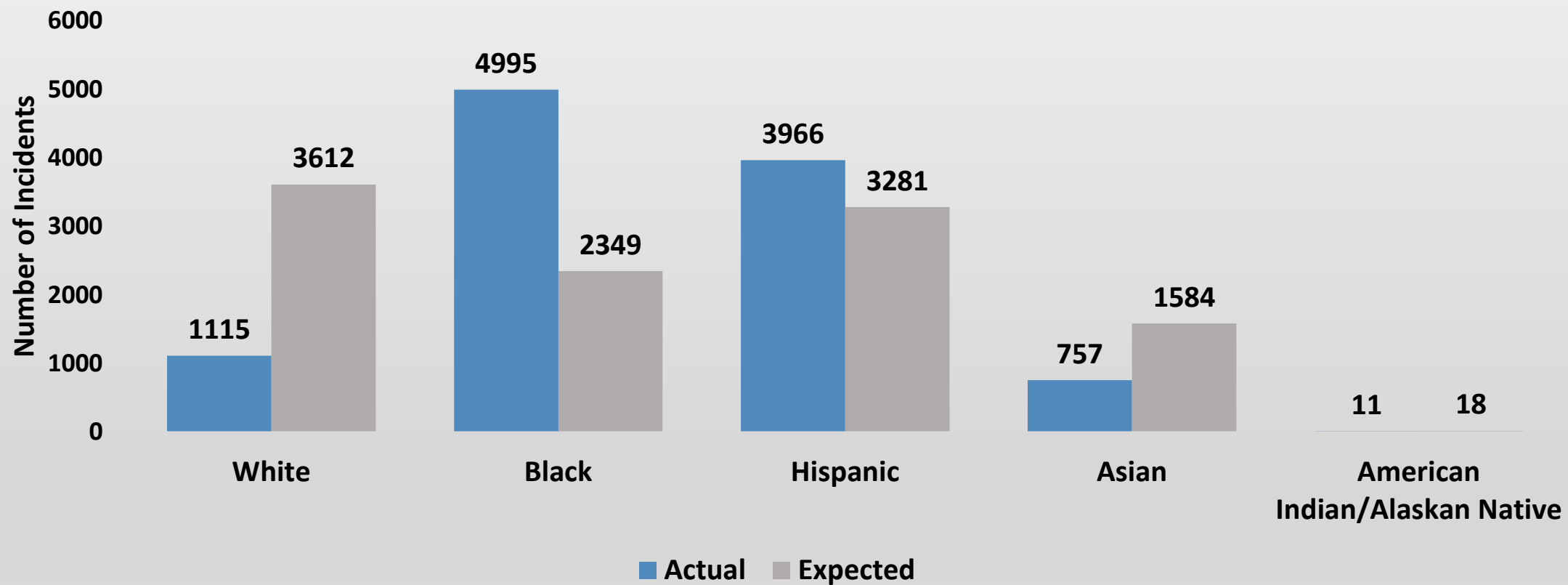
IPV Felony Assault Victimization Rates in NYC





# New York City

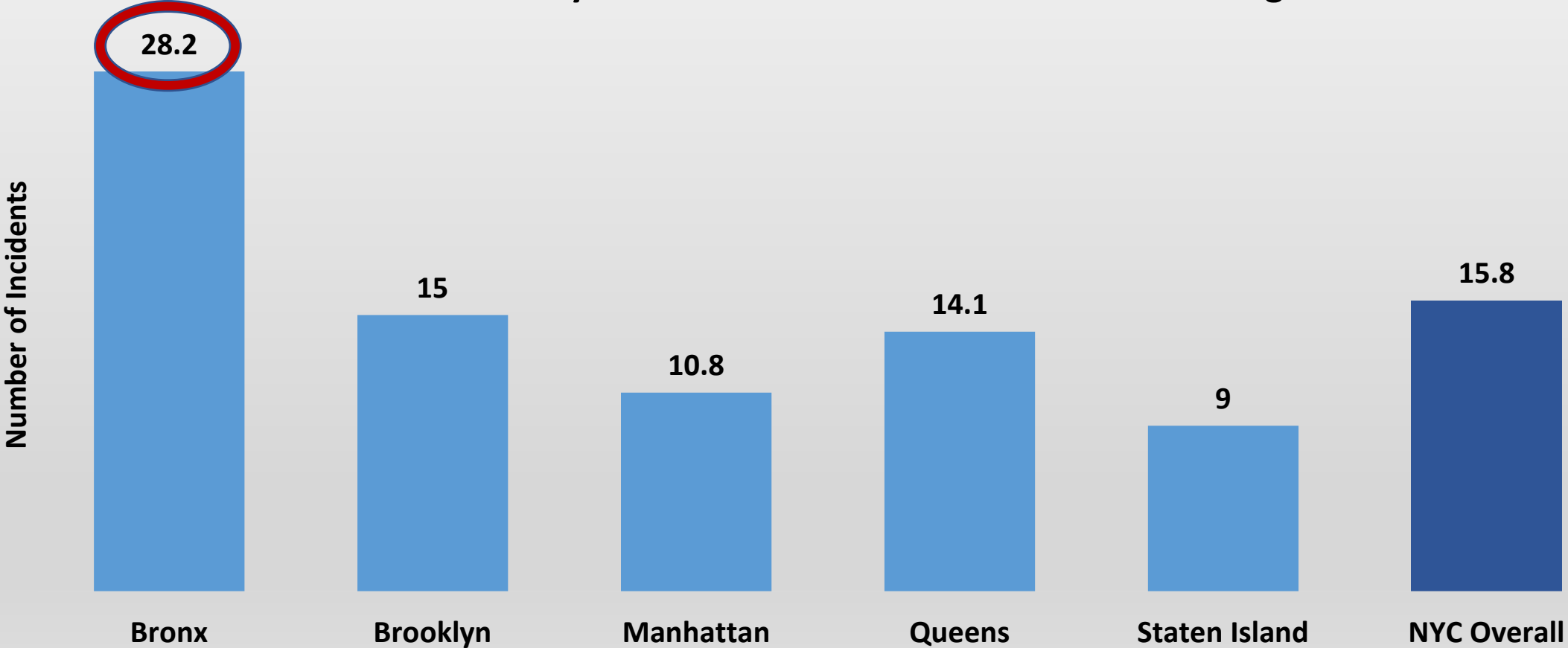
## Evidence of Racial Disparity in IPV Felony Assaults in NYC





# NYC Boroughs

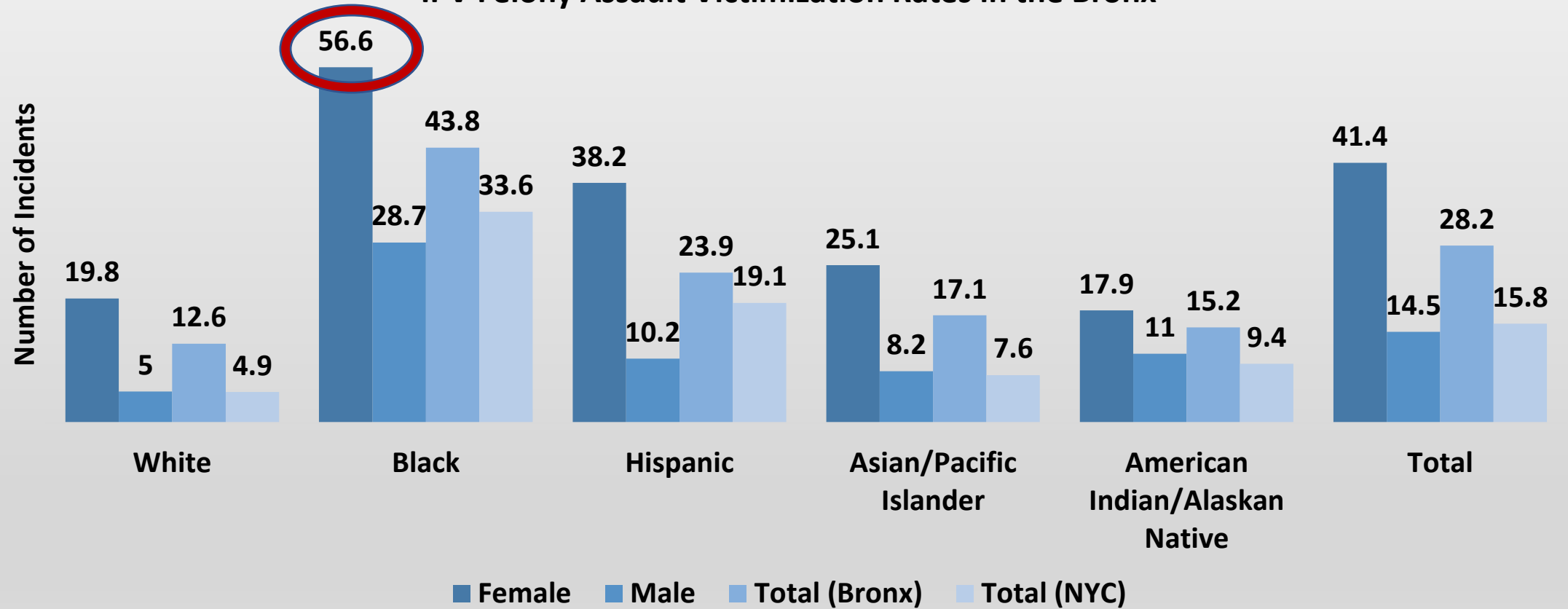
Overall IPV Felony Assault Victimization Rates in NYC Boroughs





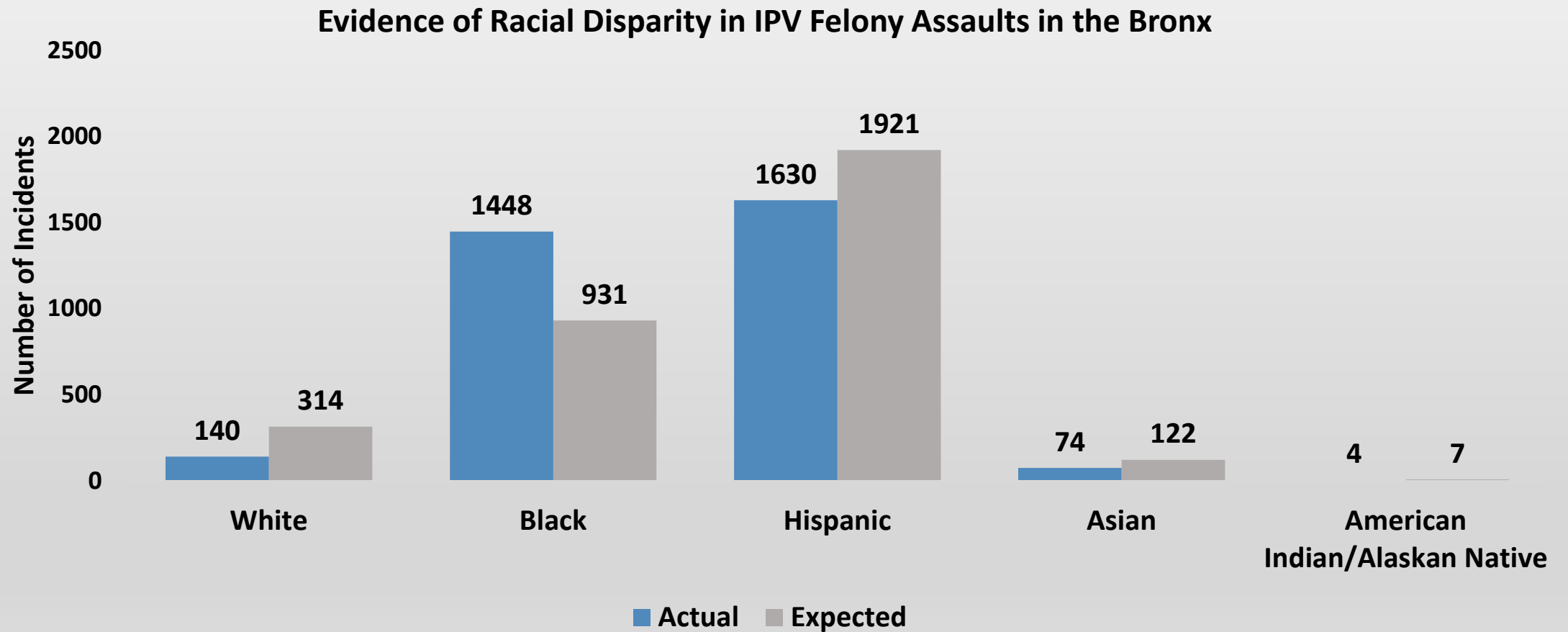
# The Bronx

IPV Felony Assault Victimization Rates in the Bronx





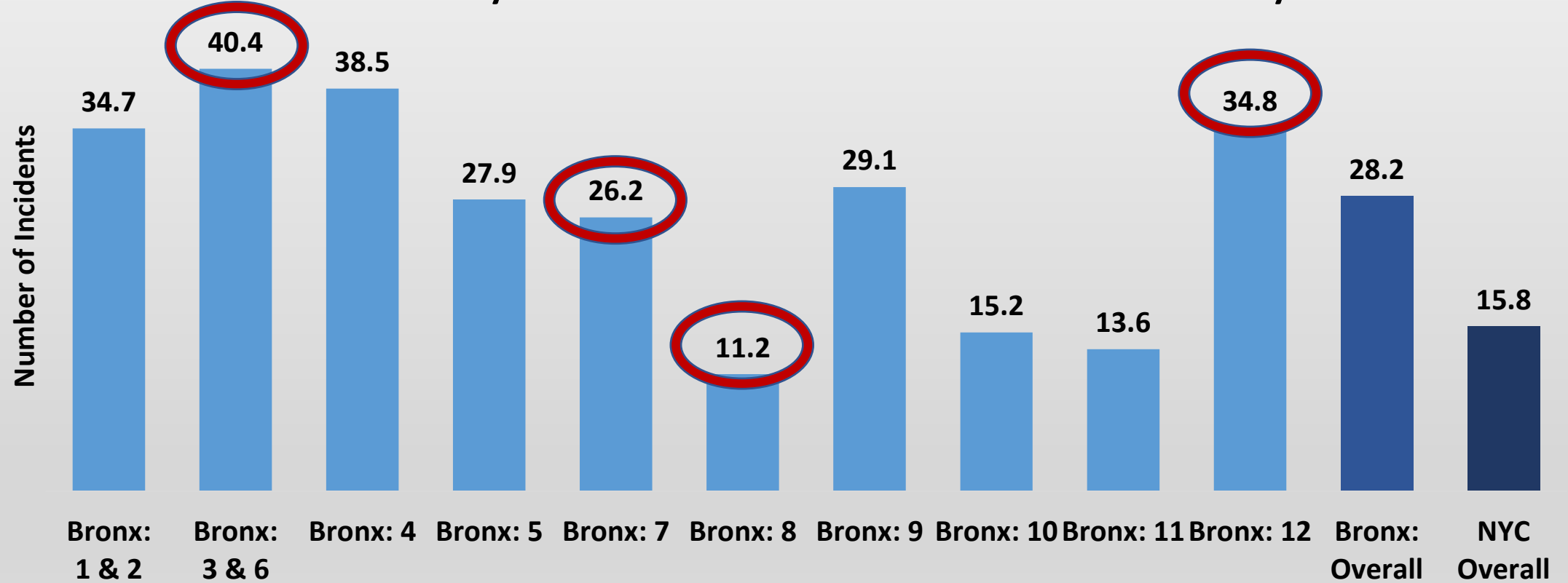
# Bronx: Evidence of Disparate Impact





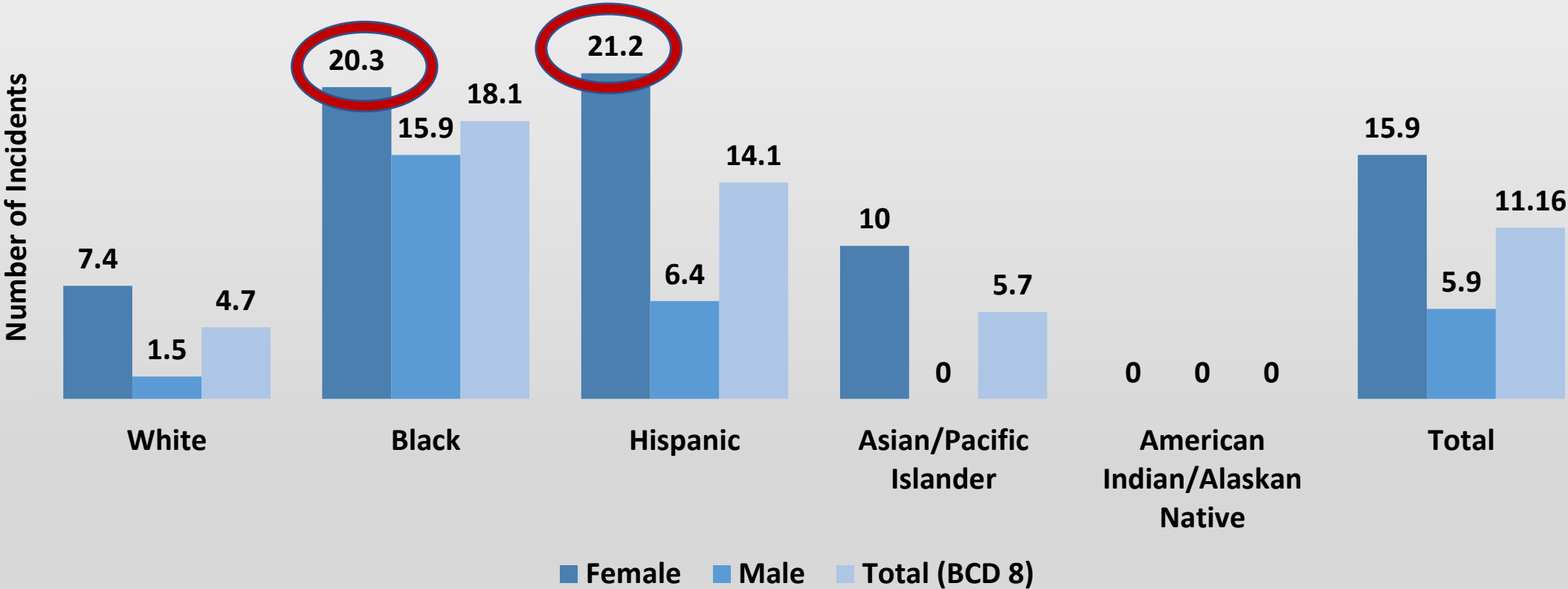
# Bronx Community Districts

Overall IPV Felony Assault Victimization Rates in Bronx Community Districts



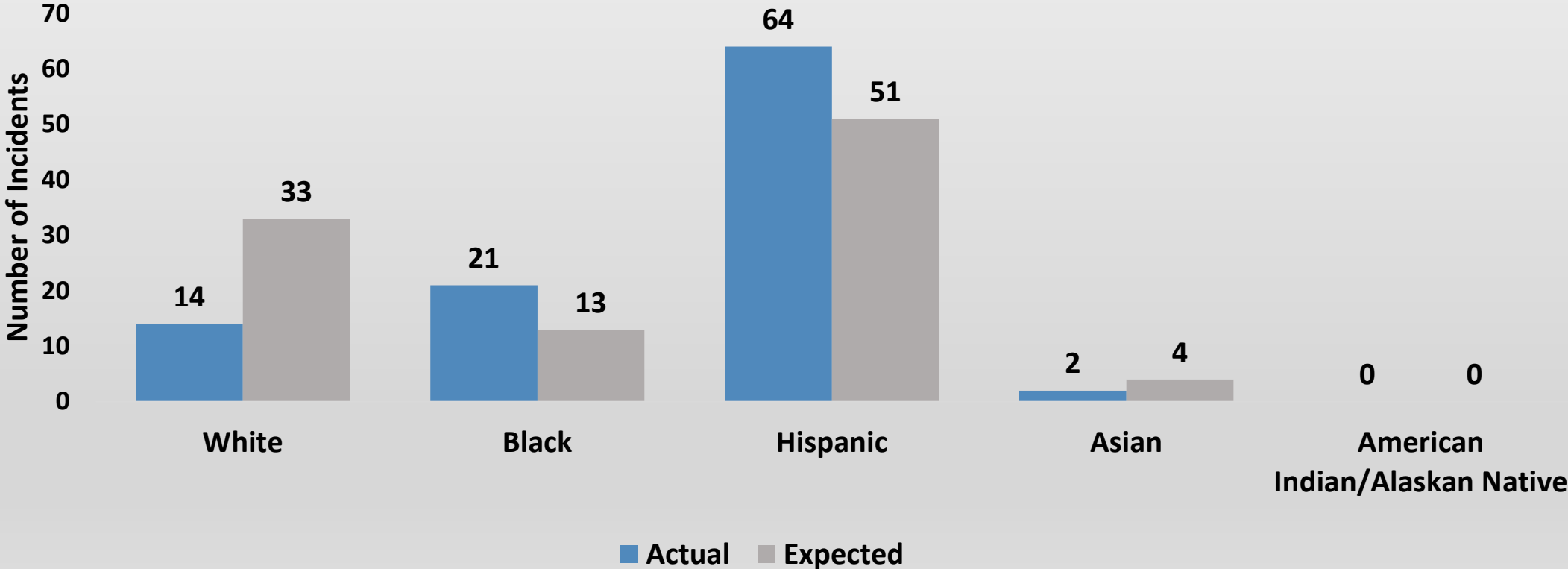
# Bronx Community District 8

## IPV Felony Assault Victimization Rates BCD 8



# BCD 8: Evidence of Disparate Impact

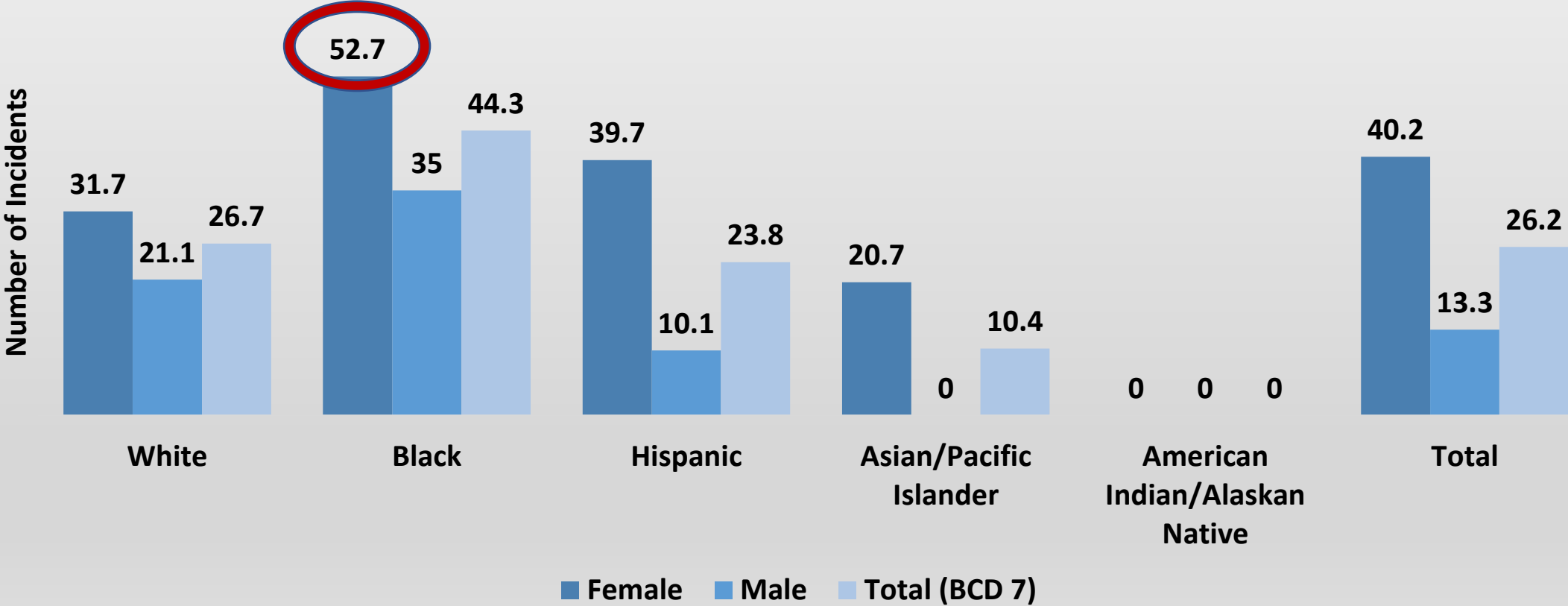
Evidence of Racial Disparity in IPV Felony Assault for BCD 8





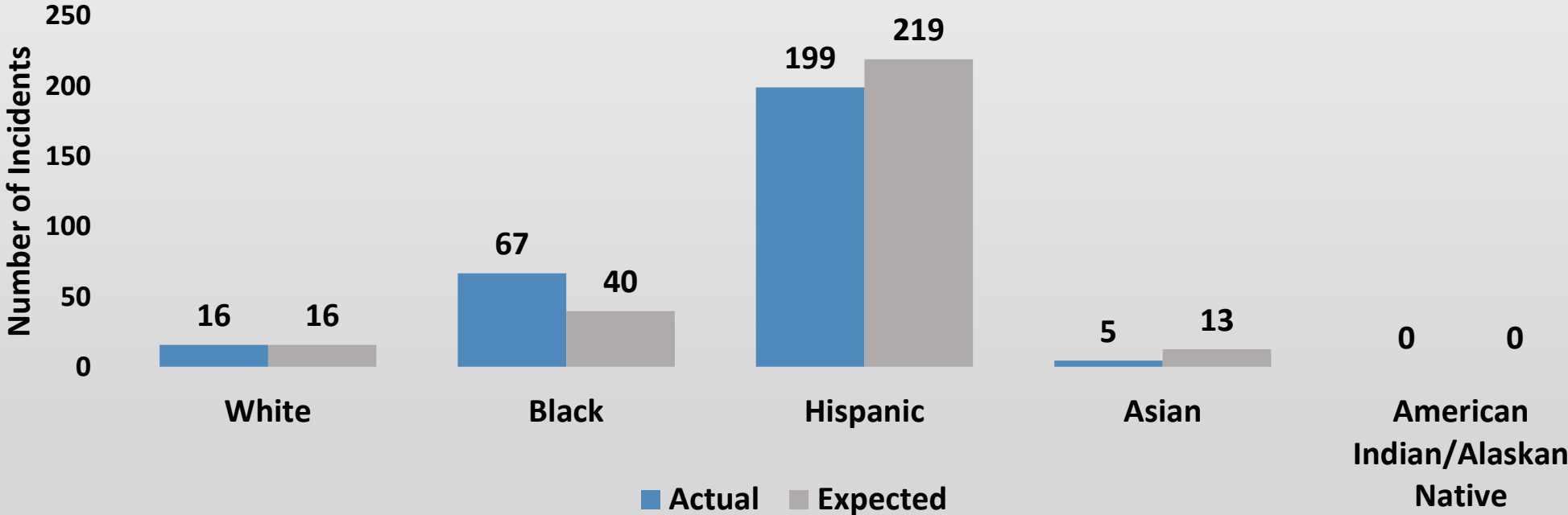
# Bronx Community District 7

IPV Felony Assault Victimization Rates BCD 7



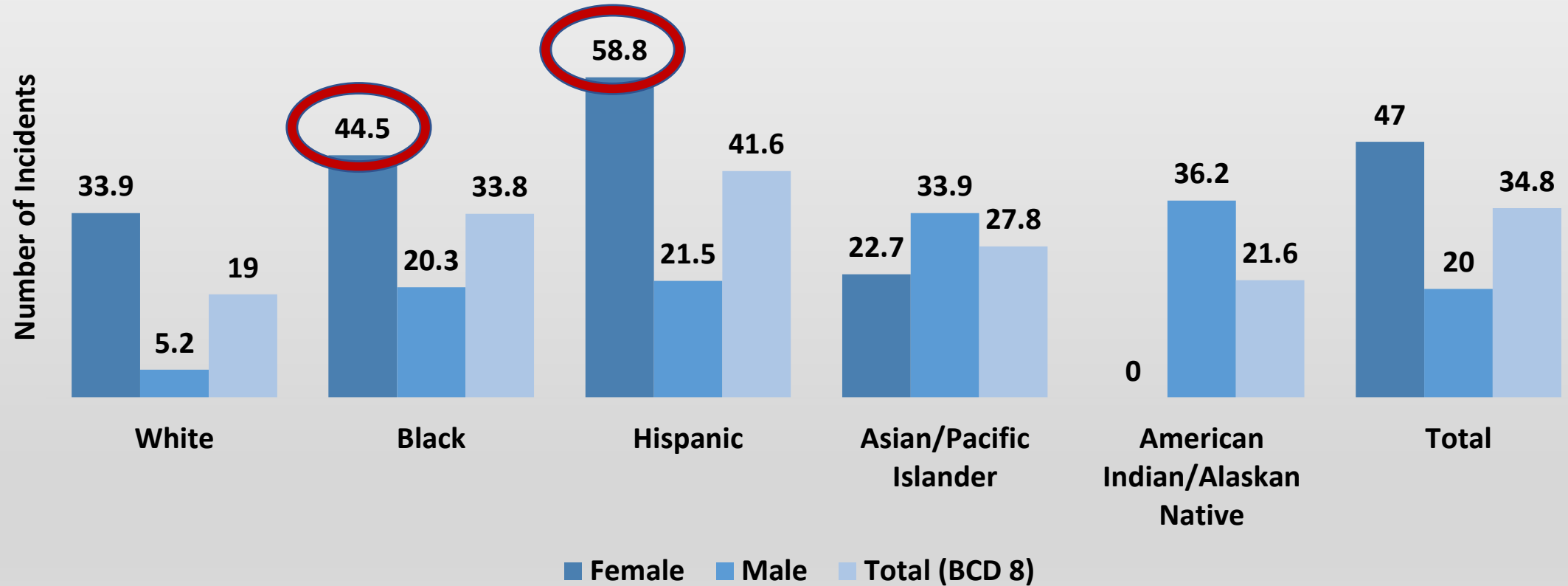
# BCD 7: Evidence of Disparate Impact

Evidence of Racial Disparity in IPV Felony Assault for BCD 7



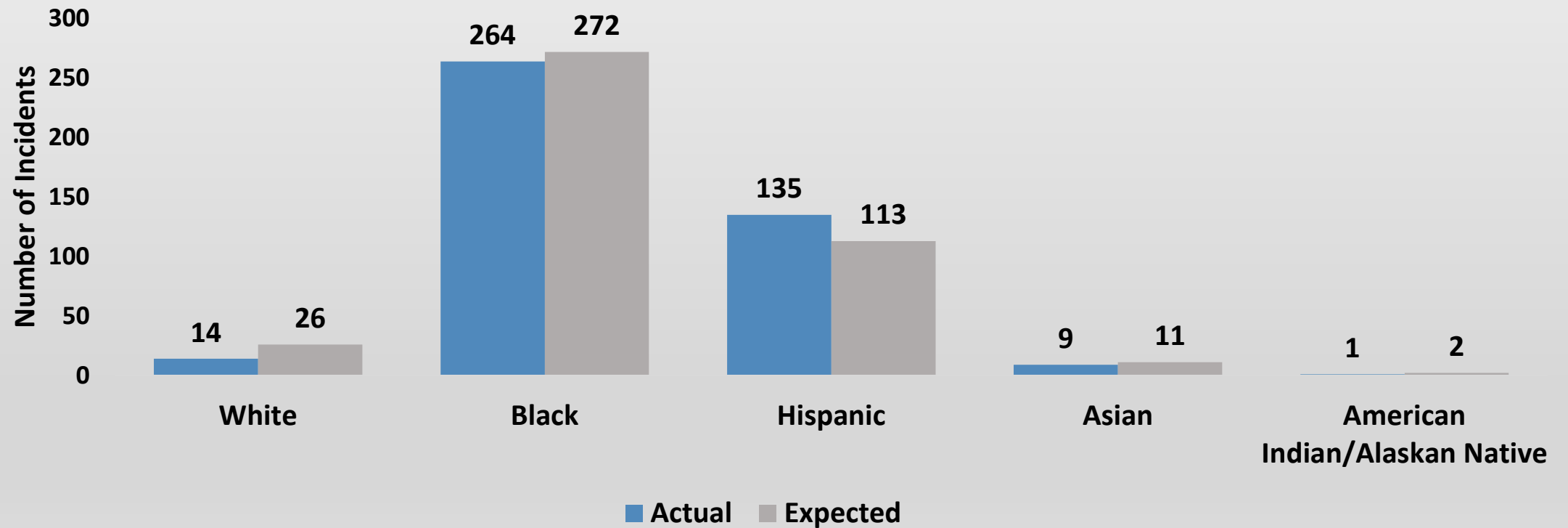
# Bronx Community District 12

IPV Felony Assault Victimization Rates BCD 12



# BCD 12: Evidence of Disparate Impact

Evidence of Racial Disparity in IPV Felony Assault for BCD 12





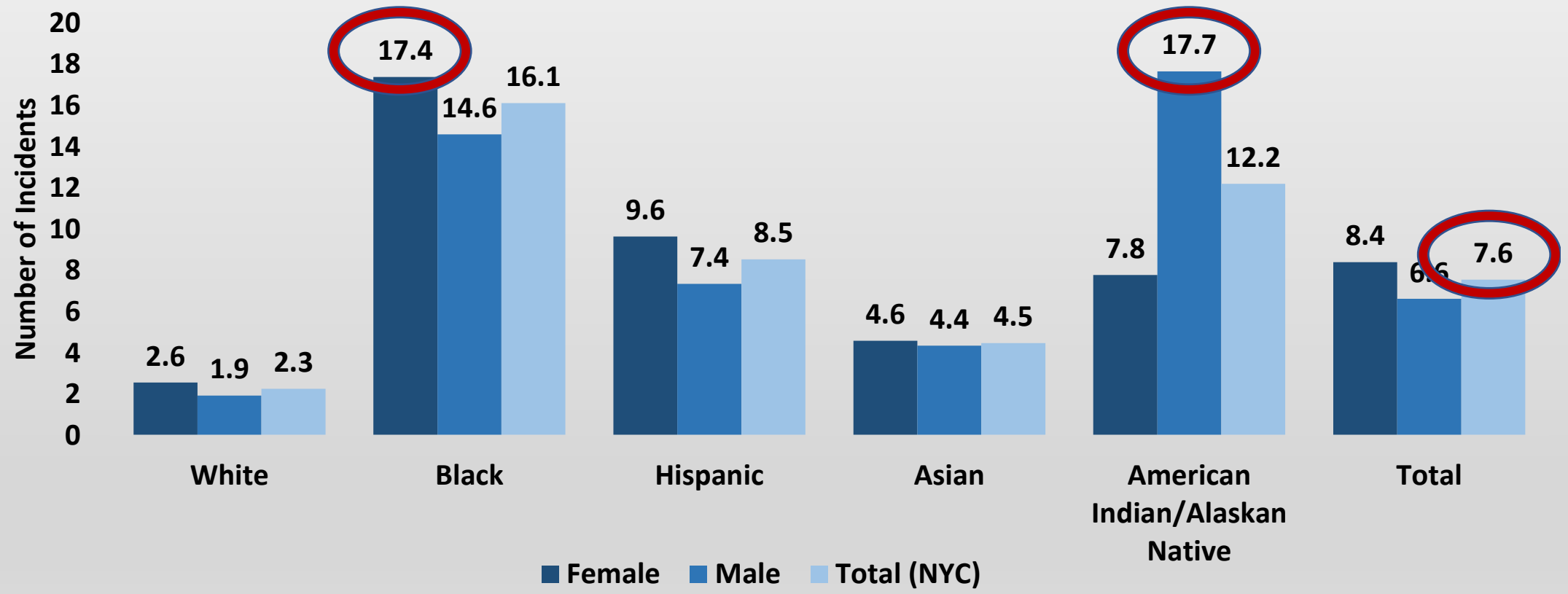
# Definitions of Domestic Violence (DV)

- Two types of relationships comprise domestic violence (DV), as the term is used by the NYPD:
  - (1) intimate partner violence (IPV), between individuals who are currently or formerly married, divorced, dating, boyfriend/girlfriend, or who have a child in common; and
  - (2) other family violence (FV), between individuals who are related by marriage or blood, such as parents/children, siblings, grandparents/grandchildren, cousins, and in-laws.



# New York City

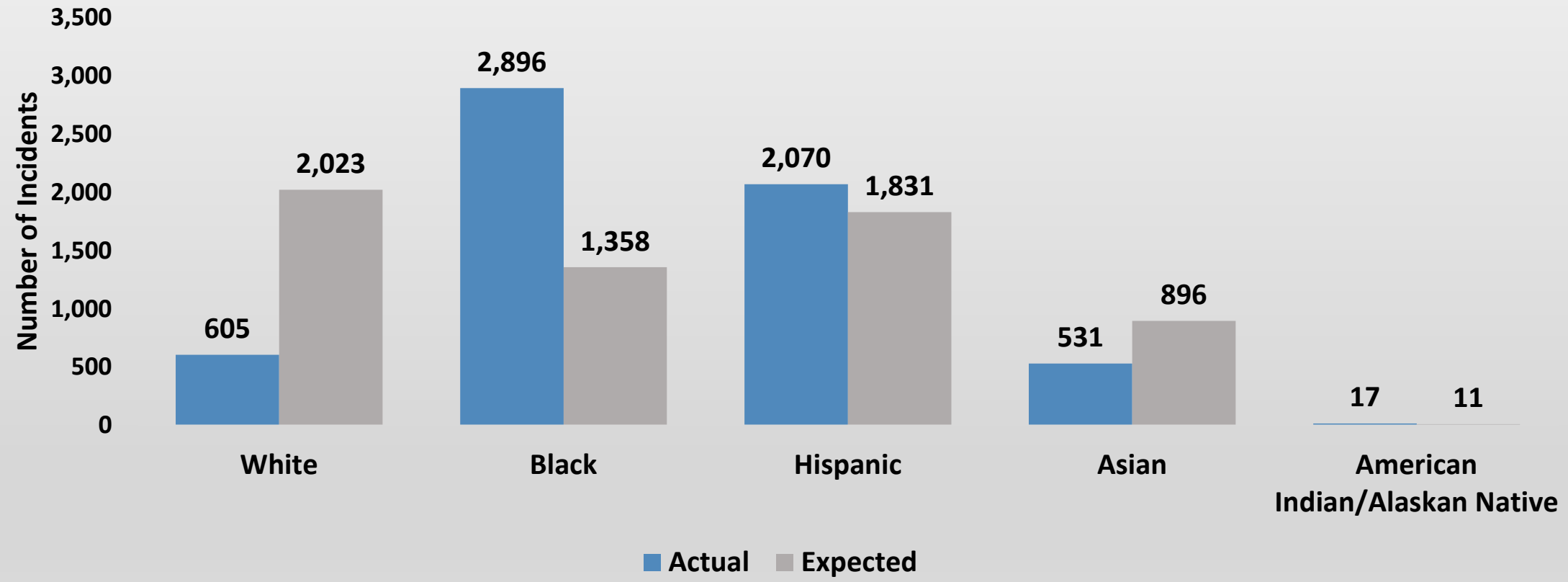
FV Felony Assault Victimization Rates in NYC





# New York City

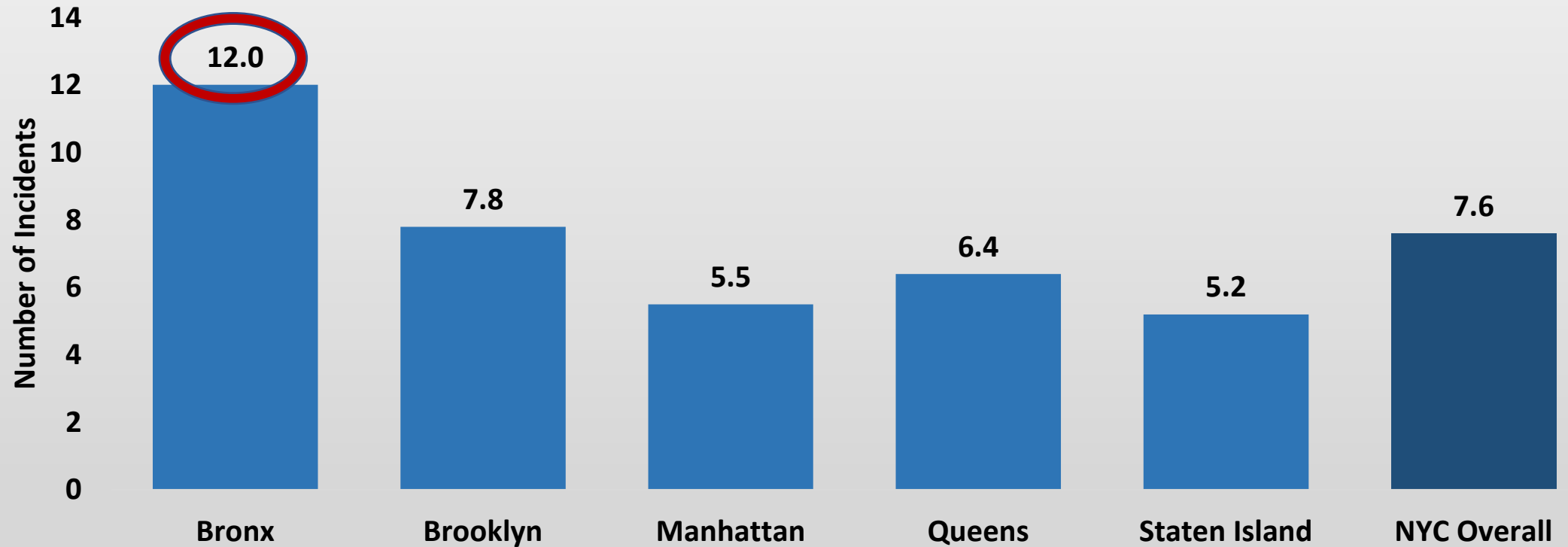
## Evidence of Racial Disparity in FV Felony Assaults in NYC





# NYC Boroughs

FV Felony Assault Victimization Rates by Borough

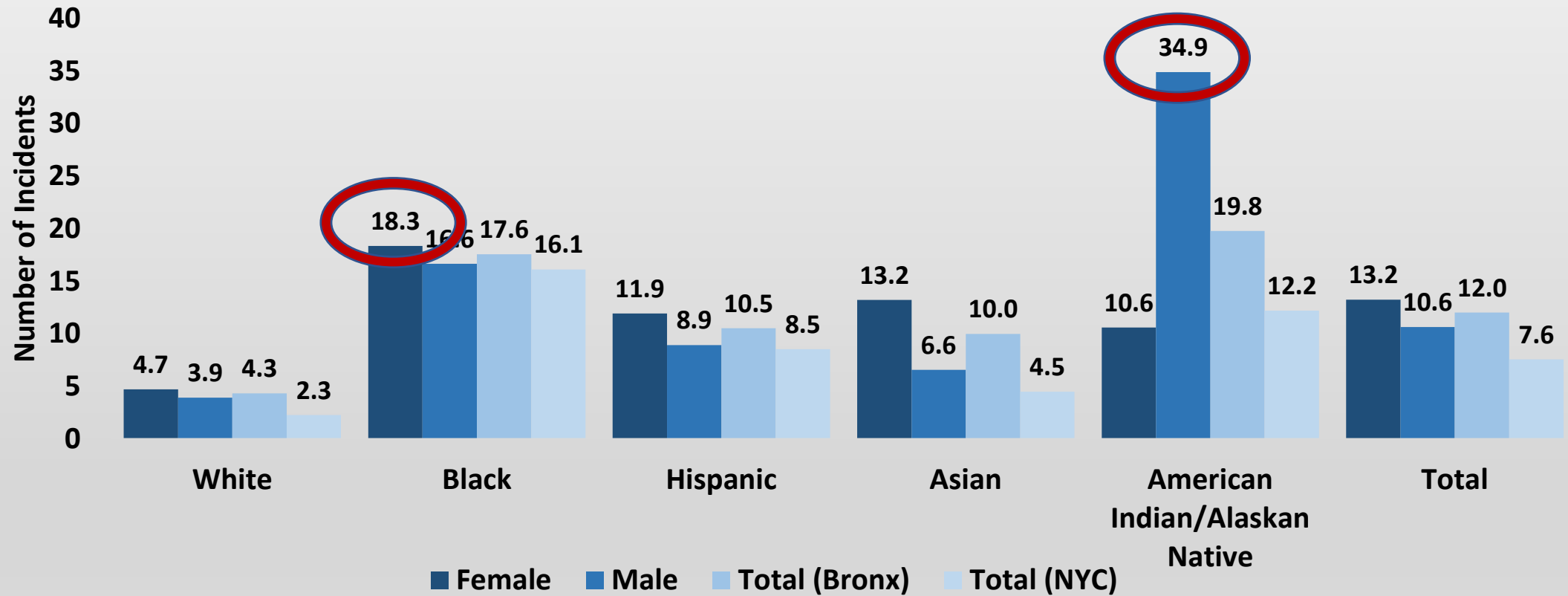






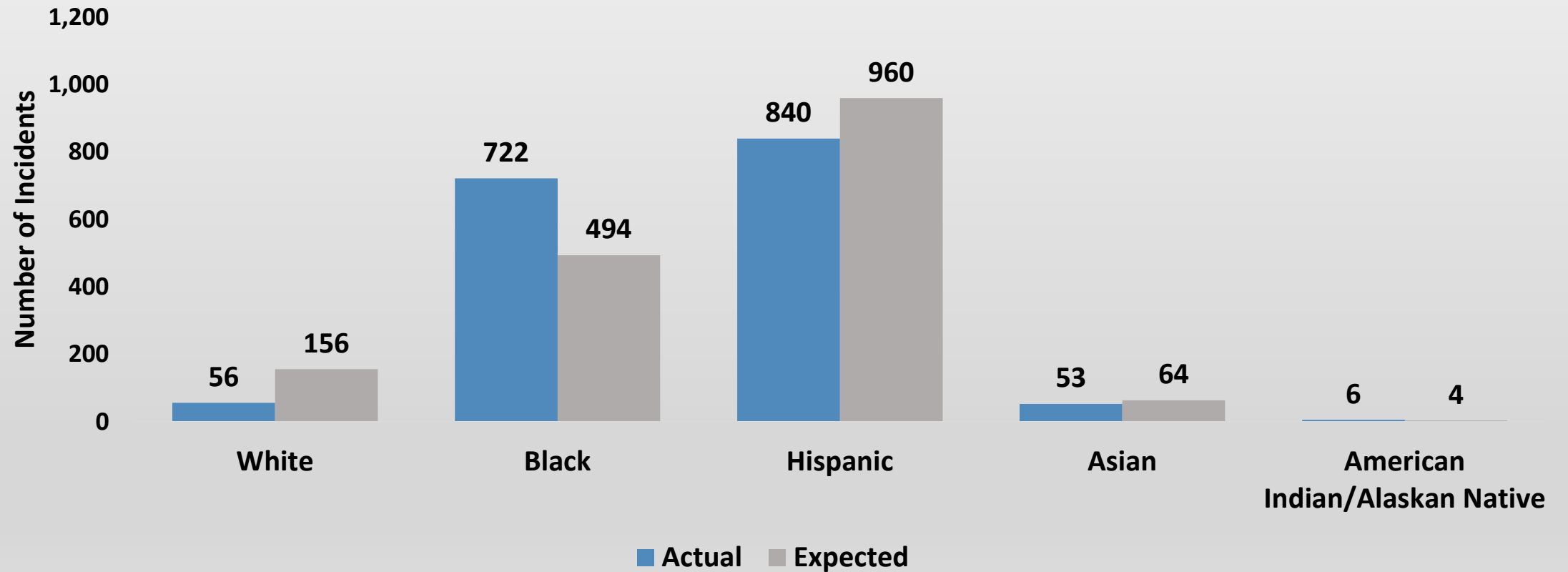
# The Bronx

## FV Felony Assault Victimization Rates in the Bronx

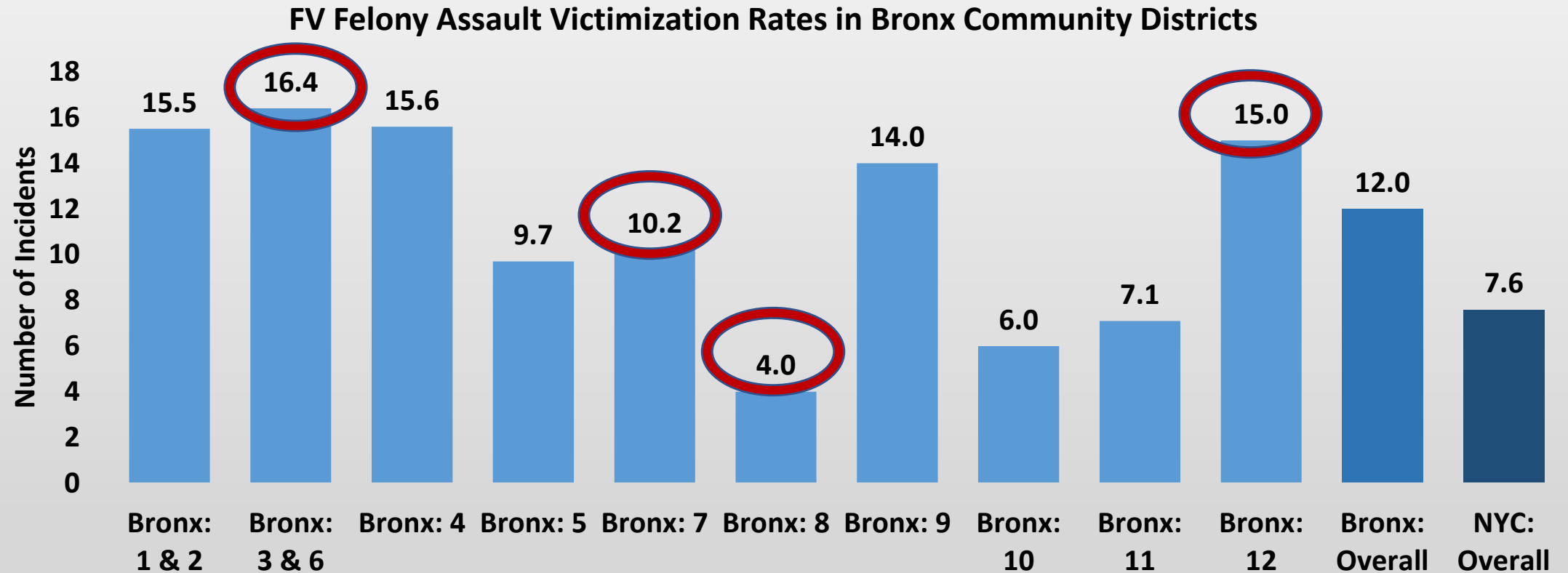


# Bronx: Evidence of Disparate Impact

Evidence of Racial Disparity in FV Felony Assaults in the Bronx

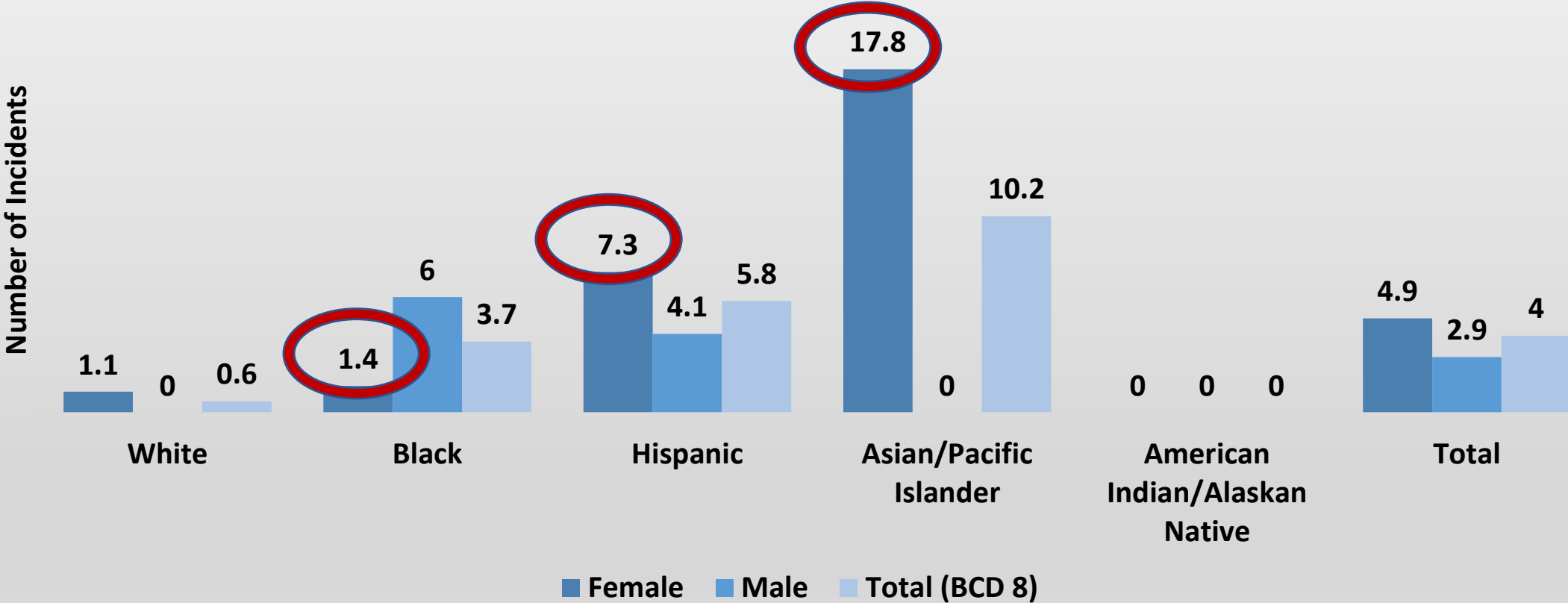


# Bronx Community Districts



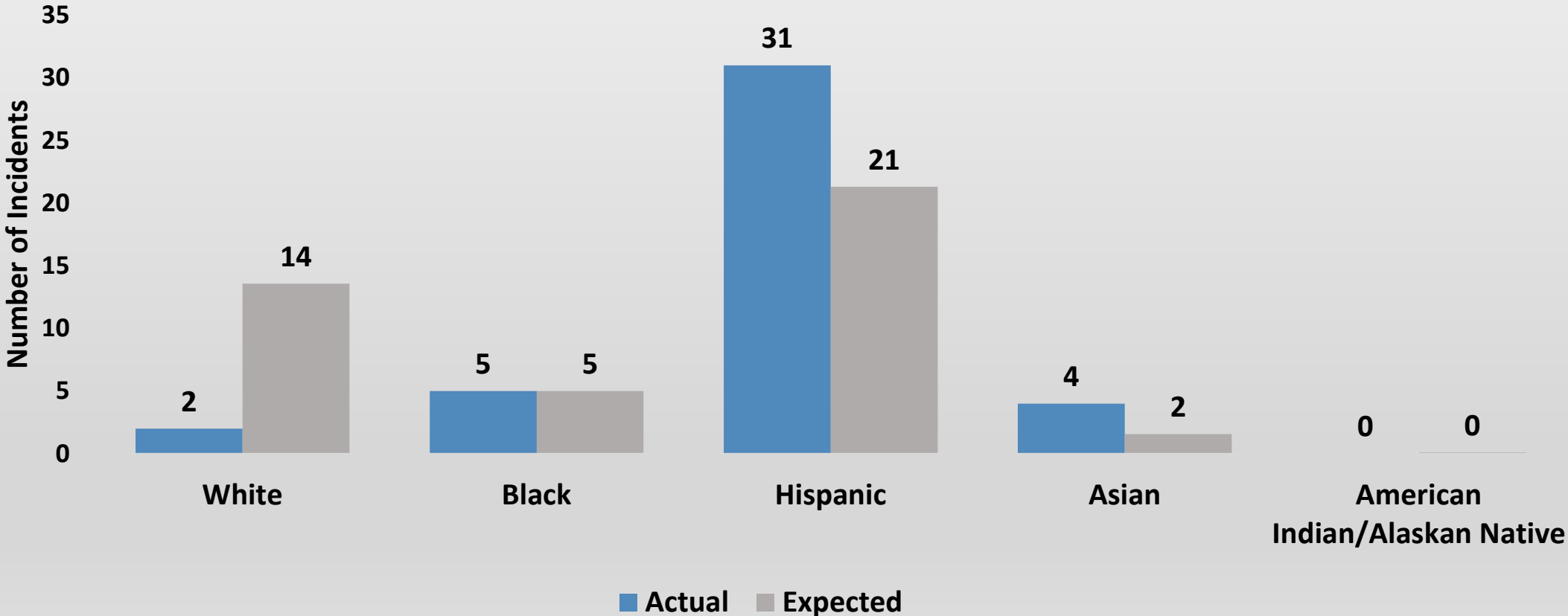
# Bronx Community District 8

FV Felony Assault Victimization Rates BCD 8



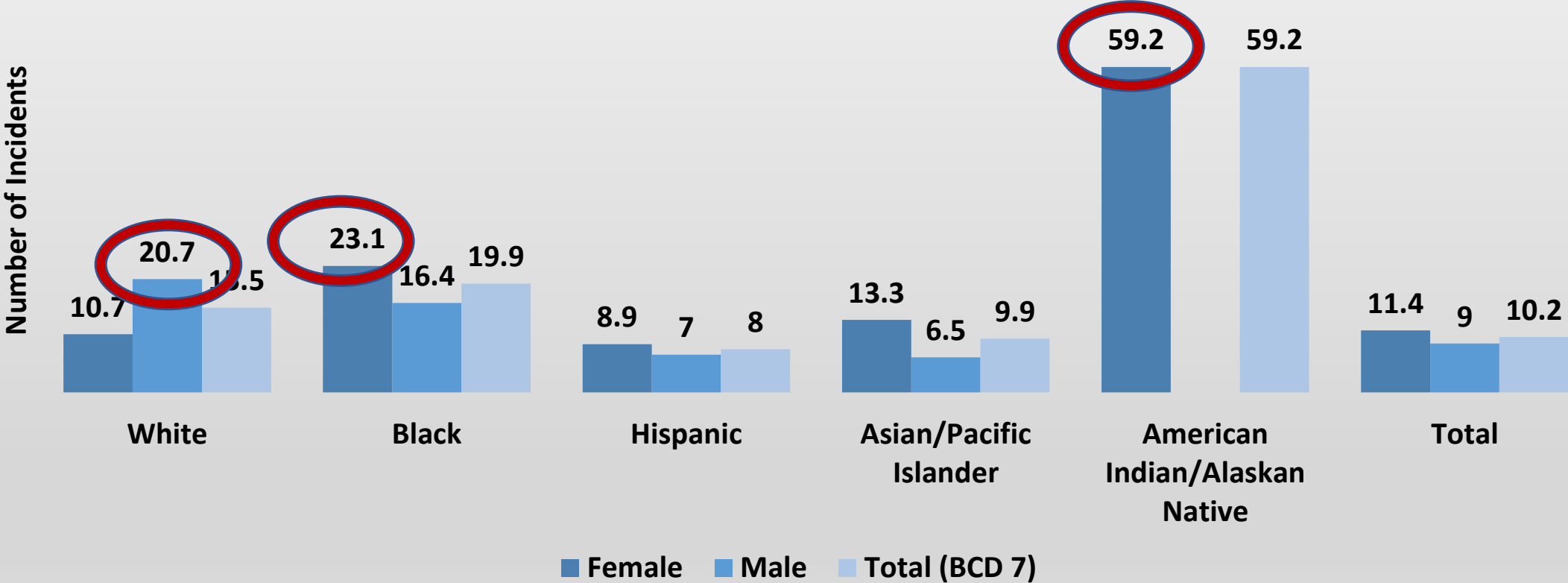
# BCD 8: Evidence of Disparate Impact

Evidence of Racial Disparity in FV Felony Assaults in BCD 8



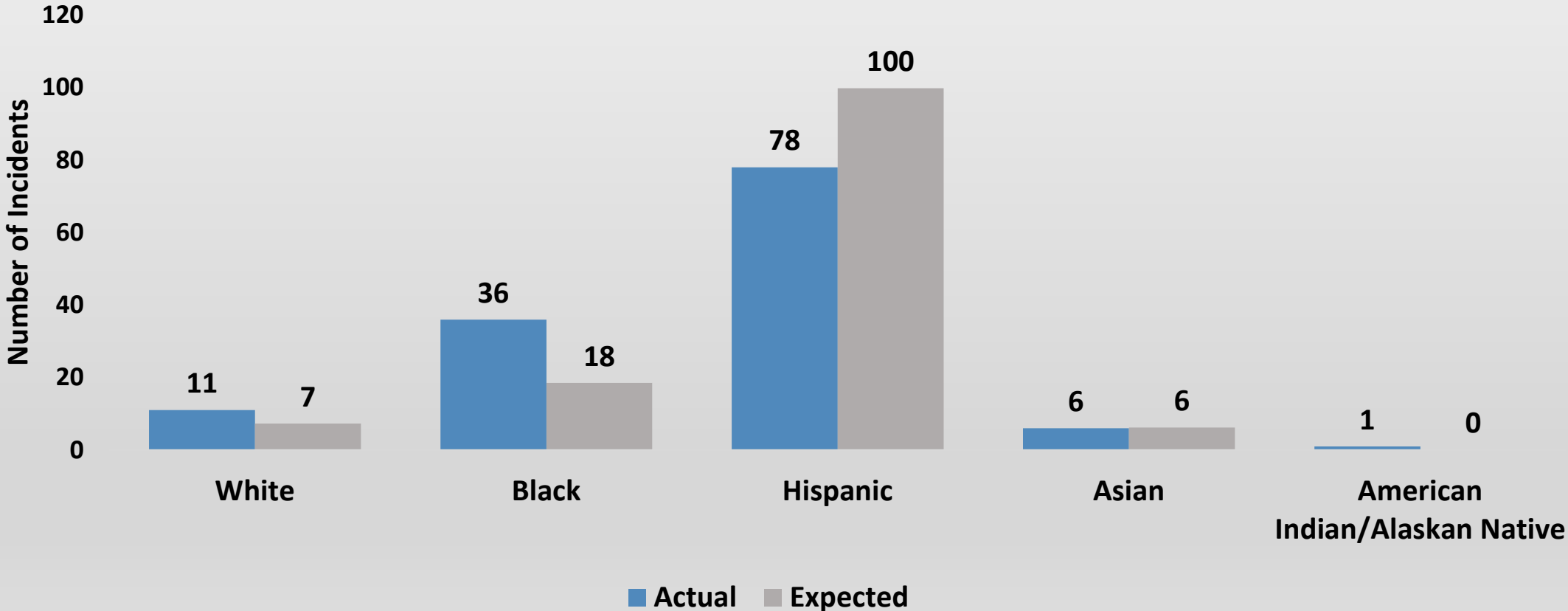
# Bronx Community District 7

FV Felony Assault Victimization Rates BCD 7



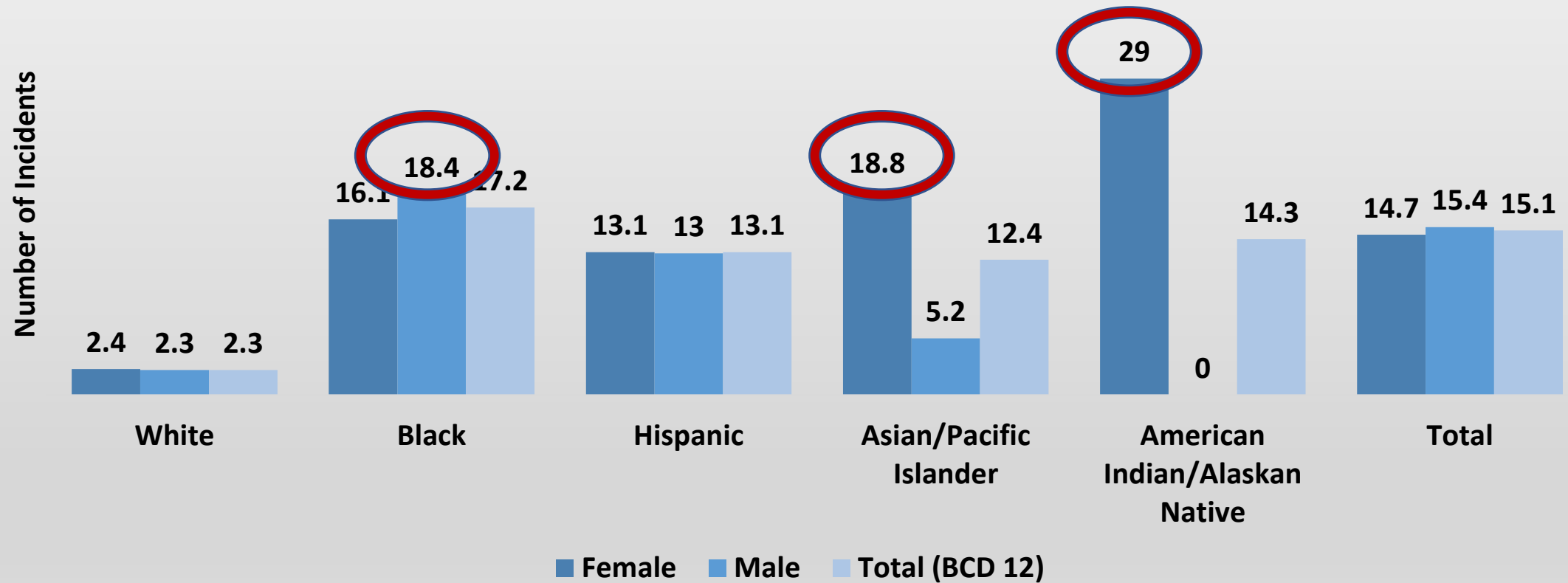
# BCD 7: Evidence of Disparate Impact

Evidence of Racial Disparity in FV Felony Assaults in BCD 7



# Bronx Community District 12

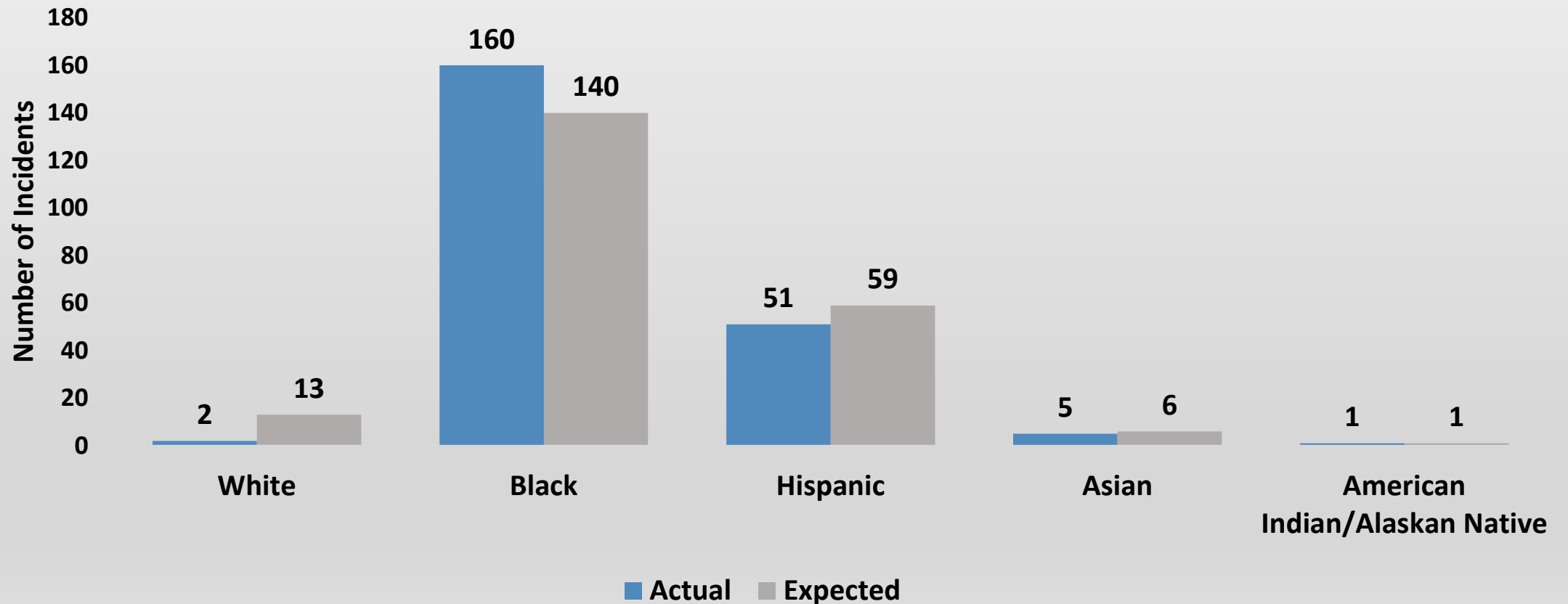
## FV Felony Assault Victimization Rates BCD 12





# BCD 12: Evidence of Disparate Impact

Evidence of Racial Disparity in FV Felony Assaults in BCD 12





# Key Takeaways: IPV

IPV: Black residents (and particularly Black women) are overrepresented among felony assault victims

- In all 5 boroughs and nearly all 59 community districts, Black women experienced higher IPV victimization rates than any other population of residents.
- Black residents (and Black women in particular), experienced significantly more incidents of IPV felony assault than would be expected if the victims' demographics reflected the racial and gender diversity of each borough.
- Suggests that outreach and efforts to increase access to and use of DV-related services should target the Black community across New York City, not just in areas where Black residents constitute the majority demographic.



# Key Takeaways: FV

- American Indian/Alaskan Native residents experienced high victimization rates & made up a disproportionate share of victims in the Bronx.
- Asian/Pacific Islander & Hispanic residents made of a disproportionate share of victims in Bronx CD 8.
- Suggests that any efforts to provide targeted services to specific populations across NYC should consider the unique needs of each neighborhood to ensure the services are reaching the populations most in need



# Key Takeaways: Focus on the Root Causes

Racism

Sexism

Ableism

Xenophobia

Heterosexism

Classism



# ENDGBV Programs & Services

- Family Justice Centers
  - Free Cell Phones & Discounted Data Service
- Home+
- Respect & Responsibility
- Norton LifeLock

# Resources

- Bronx Family Justice Center  
198 East 161st Street, 2nd Floor  
718-508-1220  
Subway: 4, B, and D to Yankee Stadium  
Bus: BX1, BX2, BX6, and BX13
- NYC Hope: <https://www.nyc.gov/content/nychope/pages/>
- NYC 24-Hour Domestic Violence Hotline: 1-800-621-HOPE